征宇® ZEGYO®

山东征宇机械有限公司
山东方正机床工具有限公司

山东方正机床工具有限公司

山东征宇机械有限公司

Shandong Fangzheng Machine Tool Co., Ltd
Address: Taoyuan Industrial Park, Pingyuan County, Shandong Province
E-mail:zhengyu10@sdzhengyu.com
Tel: 0534-4610989

http://fangzhengtool.com/

山东方正机床工具有限公司(原山东征宇机械有限公司)始建于2004年，座落在平原桃园工业园区，山东平原是全国机床附件加工企业最密集，品种最齐全，市场交易最活跃的生产加工销售基地，形成了规模大、质量好的产业集群。

山东方正机床工具有限公司是专业生产系列弹簧夹头、CNC数控刀柄等机床附件的专业厂家，在全国机床附件行业中，产品品种多、规格全、出口量大，本公司享有进出口自营权，并获得出口产品质量许可证，ISO9001质量体系认证。我公司资金实力雄厚，有现代化的生产车间。先进的进口设备，如加工中心，数控车床，高精度的磨床，动平衡机等，拥有一批高水平的技术人员，使公司的产品质量得以保证。本公司的主要产品有夹头系列、数控刀柄、磨刀机、刀柄接杆、精密平口钳等多种产品，品质精良，规格齐全，深得国内外用户信赖，拥有完善的物流配送体系，产品畅销美国、德国、法国、英国、加拿大、东南亚等国家和地区。

本公司一贯奉行质量第一，用户至上，信誉为本的宗旨，依靠雄厚的技术力量，科学的管理制度，先进的加工检测设备，可以向用户提供符合国家标准，国际标准，德国标准，日本标准等不同标准的各类机床附件，价格合理，交货及时，服务周到。

我公司全体员工真诚希望与海内外客商在互惠互利的基础上建立业务关系，携手共赢。

公司简介

COMPANY PROFILE

Shandong Fangzheng Machine Tool Co., Ltd. (formerly Shandong Zhengyu Machinery Co., Ltd.) was founded in 2004 and is located in the Pingyuan Taoyuan Industrial Park. Shandong Pingyuan is the production, processing, and sales base with the most intensive and complete variety of machine tool accessory processing enterprises in China, and the most active market transactions, forming a large-scale and high-quality industrial cluster.

Shandong Fangzheng Machine Tool Co., Ltd. is a professional manufacturer of series spring chucks, CNC tool holders, and other machine tool accessories. In the national machine tool accessory industry, our products have a wide variety, complete specifications, and a large export volume. Our company enjoys the right to import and export self operation, and has obtained an export product quality license and ISO9001 quality system certification. Our company has strong financial strength and modern production workshops. Advanced imported equipment, such as machining centers, CNC lathes, high-precision grinding machines, dynamic balancing machines, etc., are equipped with a group of high-level technical personnel, ensuring the quality of the company's products. Our company's main products include a variety of products such as chuck series, CNC tool holders, grinding machines, tool holder extension rods, precision flat nose pliers, etc., with excellent quality and complete specifications, which have won the trust of domestic and foreign users. We have a complete logistics and distribution system, and our products are sold well in countries and regions such as the United States, Germany, France, the United Kingdom, Canada, and Southeast Asia.

Our company has always adhered to the principle of quality first, customer first, and reputation first. With strong technical strength, scientific management system, and advanced processing and testing equipment, we can provide users with various types of machine tool accessories that meet different standards such as national standards, international standards, German standards, and Japanese standards. The prices are reasonable, the delivery is timely, and the service is thoughtful.

All employees of our company sincerely hope to establish business relationships with domestic and foreign customers on the basis of mutual benefit and win-win cooperation.

产品目录

CONTENT

■详细请参照第33页

DIN69871 40-ER数控铣夹头刀柄
DIN69871 40-ER SERIES MILLING TOOLHOLDER

ZY-10002-II

■详细请参照第34页

DIN69871 50-ER数控铣夹头刀柄
DIN69871 50-ER SERIES MILLING TOOLHOLDER

ZY-10002-III

■详细请参照第35页

HSK-ER数控铣夹头刀柄
HSK SERIES MILLING TOOLHOLDER

ZY-10003

■详细请参照第36页

CAT-ER数控铣夹头刀柄
CAT-ER SERIES MILLING TOOLHOLDER

ZY-10004

■详细请参照第37页

DIN2080-ER数控铣夹头刀柄
DIN2080-ER SERIES MILLING TOOLHOLDER

ZY-10005

■详细请参照第38页

ISO-ER数控铣夹头刀柄
ISO SERIES MILLING TOOLHOLDER

ZY-10006

■详细请参照第39页

BT-APU钻夹头系列
BT-APU SERIES DRILL CHUCK HODLER

ZY-10007

■详细请参照第40页

DIN69871-APU钻夹头系列
DIN69871-APU SERIES DRILL CHUCK HODLER

ZY-10008

■详细请参照第41页

HSK63A-APU钻夹头系列
HSK-APU SERIES DRILL CHUCK HODLER

ZY-10009

■详细请参照第42页

CAT-APU钻夹头系列
CAT-APU SERIES DRILL CHUCK HODLER

ZY-10010

■详细请参照第43页

DIN2080-APU钻夹头系列
DIN2080-APU SERIES DRILL CHUCK HODLER

ZY-10011

■详细请参照第44页

BT30-SLN侧固式铣刀杆
BT30-SLN SIDE LOCK END MILL HOLDER

ZY-10012-I

■详细请参照第45页

BT40-SLN侧固式铣刀杆
BT40-SLN SIDE LOCK END MILL HOLDER

ZY-10012-II

■详细请参照第46页

BT50-SLN侧固式铣刀杆
BT50-SLN SIDE LOCK END MILL HOLDER

ZY-10012-III

■详细请参照第47页

DIN69871 30-SLN侧固式铣刀杆
DIN69871 30-SLN SIDE LOCK END MILL HOLDER

ZY-10013-I

■详细请参照第48页

DIN69871 40-SLN侧固式铣刀杆
DIN69871 40-SLN SIDE LOCK END MILL HOLDER

ZY-10013-II

■详细请参照第49页

DIN69871 50-SLN侧固式铣刀杆
DIN69871 50-SLN SIDE LOCK END MILL HOLDER

ZY-10013-III

■详细请参照第50页

HSK A-SLN侧固式铣刀杆
HSK A-SLN SIDE LOCK END MILL HOLDER

ZY-10014

■详细请参照第51页

CAT40-SLN侧固式铣刀杆
CAT40-SLN SIDE LOCK END MILL HOLDER

ZY-10015-I

■详细请参照第52页

CAT50-SLN侧固式铣刀杆
CAT50-SLN SIDE LOCK END MILL HOLDER

ZY-10015-II

■详细请参照第53页

DIN2080-SLN侧固式铣刀杆
DIN2080-SLN SIDE LOCK END MILL HOLDER

ZY-10016

■详细请参照第54页

BT锥数控强力刀柄
BT SERIES POWER MILLING CHUCK

ZY-10017

■详细请参照第55页

DIN69871数控强力刀柄
DIN69871 SERIES POWER MILLING CHUCK

ZY-10018

■详细请参照第56页

HSK A型数控强力刀柄
HSK SERIES POWER MILLING CHUCK

ZY-10019

■详细请参照第57页

BT30- FMB平面铣刀柄
BT30-FMB FACE MILL ARBORS

ZY-10020-I

■详细请参照第58页

BT40/50- FMB平面铣刀柄
BT40/50-FMB FACE MILL ARBORS

ZY-10020-II

■详细请参照第59页

BT- FS平面铣刀柄
BT-FS FACE MILL ARBORS

ZY-10021

■详细请参照第60页

BT-FMA平面铣刀柄
BT-FMA FACE MILL ARBORS

ZY-10022

■详细请参照第61页

DIN69871-FMB平面铣刀柄
DIN69871-FMB FACE MILL ARBORS

ZY-10023-I

■详细请参照第62页

DIN69871-FMB平面铣刀柄
DIN69871-FMB FACE MILL ARBORS

ZY-10023-II

■详细请参照第63页

DIN69871-FS平面铣刀柄
DIN69871-FS FACE MILL ARBORS

ZY-10024

■详细请参照第64页

HSK-FMB平面铣刀柄
HSK-FMB FACE MILL ARBORS

ZY-10025

■详细请参照第65页

CAT 40-FMB平面铣刀柄
CAT-FMB FACE MILL ARBORS

ZY-10026-I

■详细请参照第66页

CAT 50-FMB平面铣刀柄
CAT-FMB FACE MILL ARBORS

ZY-10026-II

■详细请参照第67页

CAT-FMA平面铣刀柄
CAT-FMA FACE MILL ARBORS

ZY-10027

■详细请参照第68页

DIN2080 30-FMB平面铣刀柄
DIN2080-FMB FACE MILL ARBORS

ZY-10028-I

■详细请参照第69页

DIN2080 40-FMB平面铣刀柄
DIN2080-FMB FACE MILL ARBORS

ZY-10028-II

■详细请参照第70页

DIN2080 50-FMB平面铣刀柄
DIN2080-FMB FACE MILL ARBORS

ZY-10028-III

■详细请参照第71页

DIN2080-FS平面铣刀柄
DIN2080-FS FACE MILL ARBORS

ZY-10029

■详细请参照第72页

BT30-MCA螺纹锁固式刀柄
BT-MCA THREAD LOCKING TYPE TOOLHOLDER

ZY-10030-I

■详细请参照第73页

BT40-MCA螺纹锁固式刀柄
BT-MCA THREAD LOCKING TYPE TOOLHOLDER

ZY-10030-II

■详细请参照第74页

BT50-MCA螺纹锁固式刀柄
BT-MCA THREAD LOCKING TYPE TOOLHOLDER

ZY-10030-III

■详细请参照第75页

DIN69871-MCA螺纹锁固式刀柄
DIN69871-MCA THREAD LOCKING TYPE TOOLHOLDER

ZY-10031

■详细请参照第76页

BT-MTA数控莫氏变径套
BT-MTA SERIES MORSE TAPER (WITH FLAT TAIL)

ZY-10032

■详细请参照第77页

DIN69871-MTA数控莫氏变径套
DIN69871-MTA SERIES MORSE TAPER (WITH TANG)

ZY-10033

■详细请参照第78页

HSK-MTA数控莫氏变径套
HSK-MTA SERIES MORSE TAPER (WITH TANG)

ZY-10034

■详细请参照第79页

CAT-MTA数控莫氏变径套
CAT-MTA SERIES MORSE TAPER (WITH TANG)

ZY-10035

■详细请参照第80页

DIN2080-MTA数控莫氏变径套
DIN2080-MTA SERIES MORSE TAPER (WITH TANG)

ZY-10036-I

■详细请参照第81页

DIN2080 50-MTA数控莫氏变径套
DIN2080 50-MTA SERIES MORSE TAPER (WITH TANG)

ZY-10036-II

■详细请参照第82页

BT-MTB数控莫氏变径套后拉型
BT-MTB SERIES MORSE TAPER (WITH DRAWBAR)

ZY-10037

■详细请参照第83页

DIN69871-MTB数控莫氏变径套后拉型
DIN69871-MTB SERIES MORSE TAPER (WITH DRAWBAR)

ZY-10038

■详细请参照第84页

DIN2080 40-MTB数控莫氏变径套后拉型
DIN2080 40-MTB SERIES MORSE TAPER (WITH DRAWBAR)

ZY-10039-I

■详细请参照第85页

DIN2080 50-MTB数控莫氏变径套后拉型
DIN2080 50-MTB SERIES MORSE TAPER (WITH DRAWBAR)

ZY-10039-II

■详细请参照第86页

BT-DC数控后拉式刀柄
BT-DC BACK LOCKING COLLET HOLDER

ZY-10040

■详细请参照第87页

EOC数控铣夹头刀柄
EOC SERIES MILL TOOLHODLER

ZY-10041

■详细请参照第88页

HSK-EOC数控铣夹头刀柄
HSK-EOC SERIES MILL TOOLHODLER

ZY-10042

■详细请参照第89页

BT-SK数控高速夹头刀柄
BT-SK HIGH SPEED PRECISION HOLDER

ZY-10043

■详细请参照第90页

DIN69871-SK数控高速夹头刀柄
DIN69871-SK HIGH SPEED PRECISION HOLDER

ZY-10044

■详细请参照第91页

BT30/40数控混合插入式铣刀杆
BT30/40 COMBI SHELL END MILL TOOLGOLDER

ZY-10045-I

■详细请参照第92页

BT50数控混合插入式铣刀杆
BT50 COMBI SHELL END MILL TOOLGOLDER

ZY-10045-II

■详细请参照第93页

DIN69871数控混合插入式铣刀杆
DIN69871 COMBI SHELL END MILL TOOLGOLDER

ZY-10046

■详细请参照第94页

HSK-数控混合插入式铣刀杆
HSK COMBI SHELL END MILL TOOLGOLDER

ZY-10047

■详细请参照第95页

DIN2080-数控混合插入式铣刀杆
DIN2080 COMBI SHELL END MILL TOOLGOLDER

ZY-10048

■详细请参照第96页

BT 数控钻接杆
BT SERIES DRILL CHUCK ARBORS

ZY-10049

■详细请参照第97页
DIN69871 数控钻接杆
DIN69871 SERIES DRILL CHUCK ARBORS
ZY-10050

■详细请参照第98页
CAT数控钻接杆
CAT SERIES DRILL CHUCK ARBORS
ZY-10051

■详细请参照第99页
DIN2080数控钻接杆
DIN2080 SERIES DRILL CHUCK ARBORS
ZY-10052

■详细请参照第100页
BT系列快换式攻丝刀柄
BT SERIES QUICK CHANGE TAPPING TOOLHOLDER
ZY-10053

■详细请参照第101页
DIN69871系列快换式攻丝刀柄
DIN69871SERIES QUICK CHANGE TAPPING TOOLHOLDER
ZY-10054

■详细请参照第102页
CAT系列快换式攻丝刀柄
CAT SERIES QUICK CHANGE TAPPING TOOLHOLDER
ZY-10055

■详细请参照第103页
DIN2080系列快换式攻丝刀柄
DIN2080 SERIES QUICK CHANGE TAPPING TOOLHOLDER
ZY-10056

■详细请参照第104页
莫氏系列快换式攻丝刀柄
MORSE SERIES QUICK CHANGE TAPPING TOOLHOLDER
ZY-10057

■详细请参照第105页
直柄系列快换式攻丝刀柄
STRAIGHT SERIES QUICK CHANGE TAPPING TOOLHOLDER
ZY-10058

■详细请参照第106页
HSK系列快换式攻丝刀柄
HSK SERIES QUICK CHANGE TAPPING TOOLHOLDER
ZY-10059

■详细请参照第107页
BT-TER弹性伸缩攻牙刀柄
BT-TER TENSION & COMPRESSION TAP HOLDER
ZY-10060

■详细请参照第108页
DIN69871-TER弹性伸缩攻牙刀柄
DIN69871-TER TENSION & COMPRESSION TAP HOLDER
ZY-10061

■详细请参照第109页
BT系列热装刀柄(标准型)
BT SERIES SHRINK TOOL HOLDER (STANDARD)
ZY-10062

■详细请参照第111页
HSK 热装刀柄(标准型)
HSK SHRINK TOOL HOLDER (STANDARD)
ZY-10063

■详细请参照第113页
BT30/40系列液压刀柄
BT SERIES HYDRAULIC TOOL HOLDER
ZY-10064-I

■详细请参照第114页
BT50系列液压刀柄
BT SERIES HYDRAULIC TOOL HOLDER
ZY-10064-II

■详细请参照第115页
HSK63A系列液压刀柄
HSK63A SERIES HYDRAULIC TOOL HOLDER
ZY-10065-I

■详细请参照第116页
HSK100A系列液压刀柄
HSK100A SERIES HYDRAULIC TOOL HOLDER
ZY-10065-II

■详细请参照第117页
组合刀柄系列
COMBINATION TOOLHOLDER SERIES
ZY-10066

■详细请参照第118页
模块化刀柄转换接头
COMBINATION TOOLHOLDER ADAPTER
ZY-10067

■详细请参照第118页
FMB系列模块
COMBINATION TOOLHOLDER FACE MIL SERIES ADAPTER
ZY-10068

■详细请参照第119页
侧固式系列模块
COMBINATION TOOLHOLDER SIDELOCK SERIES ADAPTER
ZY-10069

■详细请参照第119页
ER系列模块
COMBINATION TOOLHOLDER ER SERIES ADAPTER
ZY-10070

■详细请参照第120页
ER直柄延长杆
STRAIGHT HANDLE ER EXTENSION TOOLHOLDER
ZY-20001

■详细请参照第121页
ERM型直柄延长杆
STRAIGHT HANDLE ERM EXTENSION TOOLHOLDER
ZY-20002

■详细请参照第122页
莫氏柄ER铣夹头体
MORSE SHANK ER MILLING TOOLHOLDER
ZY-20003

■详细请参照第122页
R8柄ER铣夹头体
R8 SHANK ER MILLING TOOLHOLDER
ZY-20004

■详细请参照第123页
直柄FMA平面铣刀柄
STRAIGHT SHANK FACE MILL TOOLHOLDER TYPE A
ZY-20005

■详细请参照第123页
直柄FMB平面铣刀柄
STRAIGHT SHANK FACE MILL TOOLHOLDER TYPE B
ZY-20006

■详细请参照第124页
莫氏柄FMB平面铣刀柄(扁尾型)
MORSE SHANK FACE MILL TOOLHOLDER FLAT TAIL
ZY-20007

■详细请参照第125页
莫氏柄FMB平面铣刀柄(后拉型)
MORSE SHANK FACE MILL TOOLHOLDER TAPPER
ZY-20008

■详细请参照第126页
R8柄FMB平面铣刀柄
R8 SHANK FACE MILL TOOLHOLDER
ZY-20009



■详细请参照第126页
直柄钻接杆
STRAIGHT SHANK DRILL ADAPTER
ZY-200010

■详细请参照第127页
莫氏柄钻接杆(扁尾型)
MORSE SHANK DRILL ADAPTER FLAT TAIL
ZY-20011

■详细请参照第128页
莫氏柄钻接杆(后拉型)
MORSE SHANK DRILL ADAPTER TAPPER
ZY-20012

■详细请参照第129页
R8柄钻接杆
R8 SHANK DRILL ADAPTER
ZY-20013

■详细请参照第129页
混合插入式铣刀杆
COMBIN SHELL ADAPTER
ZY-20014

■详细请参照第130页
SLN侧固式铣刀杆
SIDE LOCK MILL ADAPTER
ZY-20015

■详细请参照第130页
整体式钻夹头
INTEGRAL DRILL CHUCK HOLDER
ZY-20016

■详细请参照第131页
DIN2185莫氏变径套(扁尾型)
DIN2185 MORSE REDUCER SLEEVE
ZY-20017

■详细请参照第132页
莫氏变径套(后拉型)
MORSE REDUCER SLEEVE WITH THREAD
ZY-20018

■详细请参照第133页
F1型镗刀柄
F1 TYPE BORING TOOL HOLDER
ZY-20019

■详细请参照第133页
F1型镗头
F1 TYPE BORING CUTTER
ZY-20020

■详细请参照第134页
NBH2084微调精密镗刀柄套装
NBH2084 FINE-TUNED PRECISION BORING TOOL HOLDER SET
ZY-20021

夹头系列
COLLET SERIES

■详细请参照第135页
DIN6499B标准ER系列夹头
STANDARD ER SERIES COLLET
ZY-30001

■详细请参照第136页
ERC型槽止水夹头
ERC GROOVE SEALING COLLET
ZY-30002

■详细请参照第136页
ERS型胶条止水夹头
ERS RUBBER SEALING COLLET
ZY-30003

■详细请参照第137页
ERG型攻丝夹头
ERG TAPPING COLLET
ZY-30004

■详细请参照第138页
ERGS型胶条止水攻丝夹头
ERGS TAPPING RUBBER SEALING COLLET
ZY-30005

■详细请参照第139页
ER夹头套装
SHARPENER COLLET
ZY-30006

■详细请参照第139页
ER夹头刀柄套装
ER MILLING CHUCK SET
ZY-30007

■详细请参照第140页
SK系列高速夹头
SK SERIES HIGH SPEED COLLET
ZY-30008

■详细请参照第140页
SK高速夹头套装
SK SERIES HIGH SPEED COLLET SET
ZY-30009

■详细请参照第141页
EOC(OZ)A夹头
EOC(OZ) COLLET
ZY-30010-I

■详细请参照第141页
EOC(OZ)B夹头
IEOC(OZ) COLLET
ZY-30010-II

■详细请参照第142页
C系列直柄夹头
STRAIGHT SHANK COLLET
ZY-30011

■详细请参照第142页
BT 锥强力刀柄套装
BT SERIES POWER MILLING CHUCK SET
ZY-30012

■详细请参照第143页
液压夹头
HYDRAULIC COLLET
ZY-30013

■详细请参照第143页
DIN6343夹紧夹头
DIN6343 CLAMPING COLLET
ZY-30014

■详细请参照第144页
DC后拉夹头
ERC GROOVE SEALING COLLET
ZY-30015

■详细请参照第145页
磨刀机夹头
SHARPENER COLLET
ZY-30016

■详细请参照第145页
锥度夹头
TAPER COLLET
ZY-30017

■详细请参照第146页
锥孔自紧式钻夹头
TAPERED HOLE SELF-TIGHTENING DRILL CHUCK COLLET
ZY-30018

■详细请参照第147页
螺纹孔自紧式钻夹头
SELF-TIGHTENING DRILL CHUCK WITH THREADED HOLE
ZY-30019

■详细请参照第148页
扳手钻夹头
KEY TYPE DRIILL CHUCK COLLET
ZY-30020

■详细请参照第149页
过载保护扭力攻丝夹头(GT)
OVERLOAD PROTE CTION TAP COLLET-GT SYSTEM(GT)
ZY-30021-I

■详细请参照第151页
过载保护扭力攻丝夹头(TC)
OVERLOAD PROTE CTION TAP COLLET-GT SYSTEM(TC)
ZY-30021-II

■详细请参照第153页
过载保护扭力攻丝夹头转换套
OVERLOAD PROTE CTION TAP COLLET CONVERSION KIT
ZY-30022

■详细请参照第153页
MTA车刀转换刀套
MORSE TYPE TURNING TOOL CONVERSION SET FOR LATHES
ZY-30023

■详细请参照第154页
车刀转换刀套
TURNING TOOL CONVERSION SET FOR LATHES
ZY-30024

■详细请参照第154页
出水车刀转换刀套
TURNING TOOL CONVERSION SET FOR LATHES WITH COOLING HOLE
ZY-30025

■详细请参照第155页
ERM压帽
ERM NUT
ZY-40001-I

■详细请参照第155页
ERA压帽
ERA NUT
ZY-40001-II

■详细请参照第155页
ERUM压帽
ERUM NUT
ZY-40001-III

■详细请参照第155页
ERG压帽
ERG NUT
ZY-40001-IV

■详细请参照第156页
SK压帽
SK NUT
ZY-40001-V

■详细请参照第156页
EOC(OZ)压帽
EOC(OZ) NUT
ZY-40001-VI

■详细请参照第157页
ERA系列
ERA SPANNER
ZY-40002-I

■详细请参照第157页
ERM系列
ERM SPANNER
ZY-40002-II

■详细请参照第157页
ERUM系列
ERUM SPANNER
ZY-40002-III

■详细请参照第157页
勾手扳手系列
HOOK HEAD SPANNER
ZY-40002-IV

■详细请参照第157页
滚珠扳手系列
BALL SPANNER
ZY-40002-V

■详细请参照第158页
BT拉钉系列(JD/JF)
BT PULL STUD(KNOB) JD/JF TYPE
ZY-40003-I

■详细请参照第158页
BT拉钉系列(JJ)
BT TYPE PULL STUD(KNOB) JJ TYPE
ZY-40003-II

■详细请参照第158页
DIN拉钉系列
DIN PULL STUD(KNOB)
ZY-40003-III

■详细请参照第159页
CAT拉钉系列
CAT PULL STUD(KNOB)
ZY-40003-IV

■详细请参照第159页
7:24 A型刀柄用拉钉
PULL STUD FOR 7:24 TYPE A
ZY-40003-V

■详细请参照第159页
7:24 B型刀柄用拉钉
PULL STUD FOR 7:24 TYPE B
ZY-40003-VI

■详细请参照第160页
莫氏变径套专用加长拉钉
PULL STUD EXTEND FOR MORSE TAPER WITHOUT TANG
ZY-40003-VII

顶尖系列
CENTER SERIES

■详细请参照第161页
固定顶尖
DEAD CENTER
ZY-50001

■详细请参照第161页
半缺顶尖
HALF-NOTCHED CENTER
ZY-50002

■详细请参照第162页
硬质合金半缺顶尖
CARBIDE HALF-NOTCHED CENTER
ZY-50003

■详细请参照第162页
硬质合金顶尖
CARBIDE CENTER
ZY-50004

■详细请参照第163页
M11型精密回转顶尖
M11 SERIES PRECISION LIVE CENTER
ZY-50005

■详细请参照第163页
精密轻型回转顶尖
PRECISION LIGHT-DUTY LIVE CENTER
ZY-50006

■详细请参照第164页
中型回转顶尖
PRECISION MEDIUM-DUTY LIVE CENTER
ZY-50007

■详细请参照第164页
硬质合金中型回转顶尖
CARBIDE MEDIUM-DUTY LIVE CENTER
ZY-50008

■详细请参照第165页
中型回转顶尖(加长型)
CARBIDE MEDIUM-DUTY LIVE CENTER (EXTEND)
ZY-50009

■详细请参照第165页
精密重型回转顶尖
PRECISION HEAVE-DUTY LIVE CENTER
ZY-50010

■详细请参照第166页
伞形顶尖
BULL NOSE LIVE CENTER
ZY-50011

■详细请参照第166页
604H型精密回转顶尖
604H PRECISION LIVE CENTER
ZY-50014

配　件
ACCESSORIES

■详细请参照第167页
PB系列平行块
PRECISION PARALLEL BLOCK
ZY-60001

■详细请参照第168页
组合压板套装
CLAMPING SET
ZY-60002

■详细请参照第168页
油压软爪
HYDRAULIC SOFT CLAWS
ZY-60003

■详细请参照第169页
光电式寻边器
ELECTRONIC EDGE FINDER
ZY-60004

■详细请参照第169页
机械寻边器
MACHINEAL EDGE FINDER
ZY-60005

■详细请参照第169页
清洁棒
CLEANER
ZY-60006

■详细请参照第170页
DIN317 拆卸楔铁
MORSE SHANK PULLER
ZY-60007

■详细请参照第170页
DIN318 半自动楔铁
SEMI-AUTOMATIC MORSE SHANK PULLER
ZY-60008

■详细请参照第170页
5C夹具
5C FIXTURE
ZY-60009

■详细请参照第171页
锁刀座
LOCKING DEVICE
ZY-60010

■详细请参照第171页
HSK锁刀座
HSK LOCKING DEVICE
ZY-60011

■详细请参照第172页
K11系列三爪自定心卡盘
K11 THREE-JAW SELF-CENTERING CHUCK
ZY-60012

■详细请参照第173页
K12四爪自定心卡盘
12 FOUR-JAW SELF-CENTERING CHUCK
ZY-60013

■详细请参照第174页
直角台肩壳形铣刀盘
RIGHT ANGLE SHOULDER SHELL MILLING CUTTER
ZY-60014

■详细请参照第175页
壳形铣刀盘
SHELL MILLING CUTTER
ZY-60015

■详细请参照第176页
圆鼻壳形铣刀盘
ROUND NOSE SHELL-SHAPED MILLING CUTTER DISC
ZY-60016

■详细请参照第177页
HSK内冷管
HSK COOLANT PIPE
ZY-60017

■详细请参照第177页
HSK内冷扳手
HSK COOLANT PIPE WRENCH
ZY-60018

■详细请参照第178页
混合插入式刀柄附件
ACCESSORY OF COMBI SHELL END MILL ARBORS
ZY-60019

扫码观看视频
Scan the code to watch videos

ZY-00001 精密组合平口钳 PRECISION MODULAR VISE



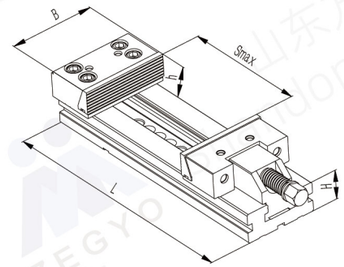

型号 Model	L (mm)	H (mm)	B (mm)	h (mm)	Smax (mm)
GT 100x100- I	270	35	100	30	100
GT 100x150- I	320				150
GT 125x150- I	345	40	125	40	150
GT 150x200- I	420	50	150	50	200
GT 150x300- I	520				300
GT 150x400- I	620				400
GT 175x200- I	455	58	175	60	200
GT 175x300- I	555				300
GT 175x400- I	655				400
GT 175x500- I	755				500
GT 175x600- I	855				600
GT 200x200- I	495	70	200	65	200
GT 200x300- I	595				300
GT 200x400- I	695				400
GT 200x500- I	795				500
GT 200x600- I	895				600
GT 200x700-I	995				700
GT 300x200- I	535	78	300	80	200
GT 300x300- I	635				300
GT 300x400- I	735				400
GT 300x500- I	835				500
GT 300x600- I	935				600
GT 300x700- I	1035				700
GT 300x800- I	1135				800

规格说明：

GT – 150 – 200 – I

- 型号 model
- 钳口宽 Jaw width
- 最大开口 Maximum opening
- 无底座 No base

配件 Accessories

定位挡板 work stop with main bolt	L型扳手 box wrench	压块 vise holding clamp	T型扳手 T-wrench	定位键 position key block
X1	X1	X4	X1	X2

特点：

◎优质合金钢经特殊处理，表面硬度达HRC58~62，具有高耐磨性及高抗拉强度
◎平行度0.005mm/100mm，垂直度0.005mm
◎可拆换固定钳口、活动钳口、夹紧快，操作方便
◎用于加工中心、数控铣床、镗床、平面磨床、龙门铣床等机床
◎订购时请注明钳口动块要求，平面型或V 槽型

Features:

◎High quality alloy steel has undergone special treatment, with a surface hardness of HRC58-62, and has high wear resistance and tensile strength
◎Parallelism 0.005mm/100mm, verticality 0.005mm
◎Removable fixed jaws, movable jaws, fast clamping, and convenient operation
◎Used for machining centers, CNC milling machines, boring machines, surface grinders, gantry milling machines, and other machine tools
◎When ordering, please specify the requirements for the jaw moving block, flat or V-groove type

扫码观看视频
Scan the code to watch videos

ZY-00002 带底座精密组合平口钳 PRECISION MODULAR VISE WITH BASE

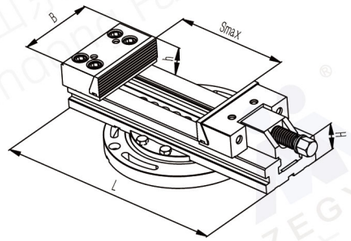

型号 Model	L (mm)	H (mm)	B (mm)	h (mm)	Smax (mm)
GT 100x100-II	270	35	100	30	100
GT 100x150-II	320				150
GT 125x150-II	345	40	125	40	150
GT 150x200-II	420	50	150	50	200
GT 150x300-II	520				300
GT 150x400-II	620				400
GT 175x200-II	455	58	175	60	200
GT 175x300-II	555				300
GT 175x400-II	655				400
GT 175x500-II	755				500
GT 175x600-II	855				600
GT 200x200-II	495	70	200	65	200
GT 200x300-II	595				300
GT 200x400-II	695				400
GT 200x500-II	795				500
GT 200x600-II	895				600
GT 200x700-II	995				700
GT 300x200-II	535	78	300	80	200
GT 300x300-II	635				300
GT 300x400-II	735				400
GT 300x500-II	835				500
GT 300x600-II	935				600
GT 300x700-II	1035				700
GT 300x800-II	1135				800

规格说明：

GT – 150 – 200 – II

- 型号 model
- 钳口宽 Jaw width
- 最大开口 Maximum opening
- 有底座 With base

配件 Accessories

定位挡板 work stop with main bolt	L型扳手 box wrench	压块 vise holding clamp	T型扳手 T-wrench	定位键 position key block
X1	X1	X4	X1	X2

特点：

◎钳体可左右旋转90°
◎满足不同角度的加工需要
◎用于加工中心、数控铣床、镗床、平面磨床、龙门铣床等机床

Features:

◎The clamp body can rotate 90° left and right
◎Meet processing needs at different angles
◎Used for machining centers, CNC milling machines, boring machines, surface grinders, gantry milling machines, and other machine tools

ZY-00003 转盘系列 VISE BASE SERIES

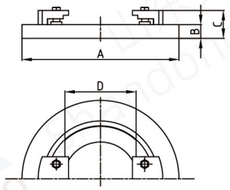

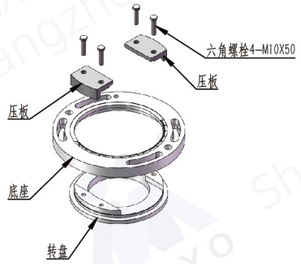

型号 Model	A (mm)	B (mm)	C (mm)	D (mm)
GT100	180	20	43.5	75
GT125	226	23	47	95
GT150	290	28	58	125
GT175	320	28	58	145
GT200	370	34	74	170
GT300	400	38	78	195

ZY-00004 快动式精密组合平口钳 QUICK-ACTION PERCISION MODULER VISE



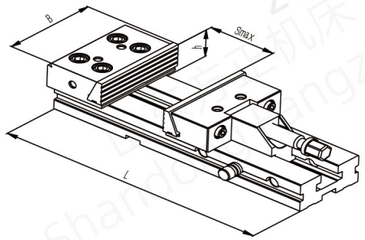

规格说明：

GT – 150 – 200 – III

- 快动式 Quick action type
- 最大开口 Maximum opening
- 钳口宽 Jaw width
- 型号 model

配件 Accessories				
 X1	 X1	 X4	 X1	 X2
定位挡板 work stop with main bolt	L型扳手 box wrench	压块 vise holding clamp	T型扳手 T-wrench	定位键 position key block

型号Model	B (mm)	h (mm)	Smax (mm)	L (mm)
GT125x150-III	125	40	150	345
GT150x200-III	150	50	200	420
GT150x300-III	150	50	300	520
GT175x400-III	175	60	400	655

特点：

◎优质合金钢经特殊处理，工作表面硬度达HRC58～62，具有高耐磨性及高抗拉强度
◎平行度0.005mm/100mm.垂直度0.005mm
◎定位销可根据工件的大小，调整其在钳体上的位置，实现快速夹紧
◎用于加工中心、数控铣床、镗床、平面磨床、龙门铣床等机床

Features:

◎High quality alloy steel has undergone special treatment, with a working surface hardness of HRC58-62, and has high wear resistance and tensile strength
◎Parallelness 0.005mm/100mm, verticality 0.005mm
◎The positioning pin can adjust its position on the clamp body according to the size of the workpiece, achieving fast clamping
◎Used in machining centers, CNC milling machines,boring machines, surface grinders, gantry milling machines and other machine tools

ZY-00005 ZQ80型立卧组合平口钳 ZQ80 TYPE VERTICAL AND HORIZONTAL PRECISION MODULAR VISE



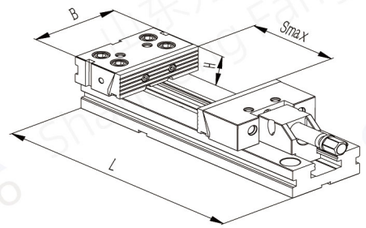

型号 Model	B (mm)	H (mm)	Smax (mm)	L (mm)
ZQ80100x100	100	30	100	270
ZQ80125x150	125	40	150	345
ZQ80150x200	150	50	200	420
ZQ80150x300			300	520
ZQ80175x200	175	60	200	455
ZQ80175x300			300	555
ZQ80175x400			400	655
ZQ80175x500			500	755
ZQ80200x200	200	65	200	495
ZQ80200x300			300	595
ZQ80200x400			400	695
ZQ80200x500			500	795
ZQ80200x600			600	895

规格说明：

ZQ80 – 150 X 200

- 最大开口 Maximum opening
- 钳口宽 Jaw width
- 型号 model

配件 Accessories				
 X1	 X1	 X4	 X1	 X2
定位挡板 work stop with main bolt	L型扳手 box wrench	压块 vise holding clamp	T型扳手 T-wrench	定位键 position key block

特点：

◎工作表面硬度达HRC58-62,具有高耐磨性及高抗拉强度
◎平行度0.005mm/100mm，垂直度0.005mm
◎立卧两用
◎用于加工中心、数控铣床、镗床、平面磨床、龙门铣床等机床

Features:

◎The working surface hardness reaches HRC58-62, with high wear resistance and high tensile strength
◎Parallelness 0.005mm/100mm, verticality 0.005mm
◎Suitable for both vertical and horizontal
◎Used in machining centers, CNC milling machines,boring machines, surface grinders, gantry milling machines and other machine tools

ZY-00006-I ZQ83型单、双向组合平口钳 SINGLE&DOUBLE ACTION VISES



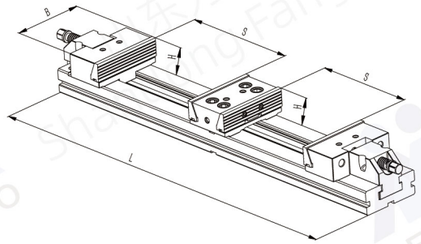

型号 Model	S (mm)	B (mm)	H (mm)	L (mm)
ZQ83100	2X90	100	30	460
ZQ83125	2X100	125	40	520
ZQ83150	2X110	150	50	580
ZQ83150A	2X160			680
ZQ83175	2X120	175	60	666
ZQ83175A	2X170			766
ZQ83175B	2X220			866
ZQ83175C	2X270			966
ZQ83200	2X150	200	65	805
ZQ83200A	2X200			905
ZQ83200B	2X250			1005
ZQ83200C	2X300			1105
ZQ83200D	2X350			1205

规格说明：

ZQ83 – 125

- 钳口宽度 Jaw width
- 型号 model

配件 Accessories

X1	X1	X4	X1	X2
定位挡板 work stop with main bolt	L型扳手 box wrench	压块 vise holding clamp	T型扳手 T-wrench	定位键 position key block

特点：

◎优质合金钢经特殊处理，工作表面硬度达HRC58～62，具有高耐磨性及高抗拉强度
◎平行度0.005mm/100mm,垂直度0.005mm
◎可作单向钳用，也可作双向钳用，作单向钳时具有超长的开口度
◎用于加工中心、数控铣床、镗床、平面磨床、龙门铣床等机床

Features:

◎High-quality alloy steel has been specially treated, with a working surface hardness of HRC58~62, high wear resistance and high tensile strength
◎Parallelism 0.005mm/100mm, verticality 0.005mm
◎Can be used as one-way pliers or two-way pliers. When used as one-way pliers, it has an extra long opening
◎Used in machining centers, CNC milling machines, boring machines, surface grinders, gantry milling machines and other machine tools

ZY-00006-II ZQ83型单、双向组合平口钳 SINGLE&DOUBLE ACTION VISES



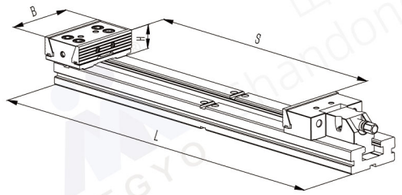

型号 Model	S (mm)	B (mm)	H (mm)	L (mm)
ZQ83100	290	100	30	460
ZQ83125	320	125	40	520
ZQ83150	360	150	50	580
ZQ83150A	460			680
ZQ83175	400	175	60	666
ZQ83175A	500			766
ZQ83175B	600			866
ZQ83175C	700			966
ZQ83200	500	200	65	805
ZQ83200A	600			905
ZQ83200B	700			1005
ZQ83200C	800			1105
ZQ83200D	900			1205

规格说明：

ZQ83 – 125

- 钳口宽度 Jaw width
- 型号 model

配件 Accessories

X1	X1	X4	X1	X2
定位挡板 work stop with main bolt	L型扳手 box wrench	压块 vise holding clamp	T型扳手 T-wrench	定位键 position key block

特点：

◎优质合金钢经特殊处理，工作表面硬度达HRC58～62，具有高耐磨性及高抗拉强度
◎平行度0.005mm/100mm,垂直度0.005mm
◎可作单向钳用，也可作双向钳用，作单向钳时具有超长的开口度
◎用于加工中心、数控铣床、镗床、平面磨床、龙门铣床等机床

Features:

◎High-quality alloy steel has been specially treated, with a working surface hardness of HRC58~62, high wear resistance and high tensile strength
◎Parallelism 0.005mm/100mm, verticality 0.005mm
◎Can be used as one-way pliers or two-way pliers. When used as one-way pliers, it has an extra long opening
◎Used in machining centers, CNC milling machines, boring machines, surface grinders, gantry milling machines and other machine tools

ZY-00007 立卧快换精密组合平口钳 VERTIVAL AND HORIZONTAL QUICK CHANGE PRECISION VISE



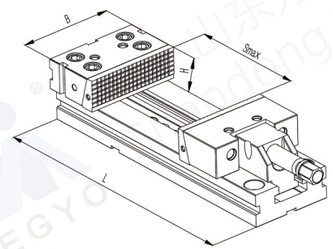

型号 Model	B (mm)	H (mm)	Smax (mm)	L (mm)
KH-95x100	95	28	100	270
KH-120x150	120	38	150	345
KH-145x200	145	48	200	420
KH-145x300			300	520
KH-170x200	170	58	200	455
KH-170x300			300	555
KH-170x400			400	655
KH-170x500			500	755
KH-195x200	195	63	200	495
KH-195x300			300	595
KH-195x400			400	695
KH-195x500			500	795
KH-195x600			600	895
KH-295x200	295	78	200	535
KH-295x300			300	635
KH-295x400			400	735
KH-295x500			500	835
KH-295x600			600	935
KH-295x700			700	1035
KH-295x800			800	1135

规格说明：

KH – 120 – 150

- 最大开口 Maximum opening
- 钳口宽度 Jaw width
- 型号 Model

配件 Accessories

X1	X1	X4	X1	X2
定位挡板 work stop with main bolt	L型扳手 box wrench	压块 vise holding clamp	T型扳手 T-wrench	定位键 position key block

特点：

◎优质合金钢经特殊处理，工作表面硬度达HRC58~62，具有高耐磨性及高抗拉强度
◎平行度0.005mm/100mm,垂直度0.005mm
◎立、卧两用,钳口可快速更换
◎用于加工中心、数控铣床、镗床、平面磨床、龙门铣床等机床

Features:

◎High-quality alloy steel has been specially treated with a working surface hardness of HRC58~62, high wear resistance and high tensile strength
◎Parallelism 0.005mm/100mm, verticality 0.005mm
◎Vertical and horizontal use，Jaws can be quickly replaced
◎Used in machining centers, CNC milling machines, boring machines, surface grinders, gantry milling machines and other machine tools

ZY-00008 MVN型精密快动平口钳 MVN TYPE PERCISION QUICE MOVE VISE



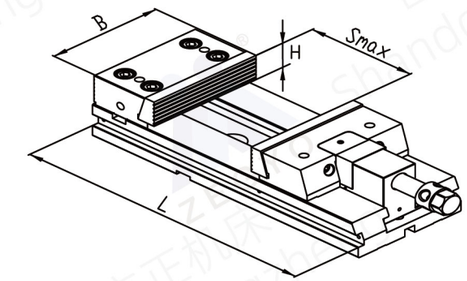

型号 Model	B (mm)	H (mm)	Smax (mm)	L (mm)
MVN125	124	40	140	323
MVN150	149	52	210	423
MVN175	174	58	240	470
MVN200	199	66	270	520
MVN250	249	74	340	600

规格说明：

MVN – 125

- 钳口宽度 Jaws width
- 型号 Model

配件 Accessories

X1	X1	X3	X1	X2	
定位挡板 work stop with main bolt	扳手 box wrench	燕尾螺钉 Dovetail Screws	T型扳手 Eyebolts	定位键 position key block	止动块 stop-moving block

特点：

◎优质合金钢经特殊处理，工作表面硬度达HRC58～62，具有高耐磨性及高抗拉强度
◎平行度0.01mm/100mm,垂直度0.01mm
◎该结构操作简单，方便，夹紧快
◎广泛用于加工中心等精密机床

Features:

◎High quality alloy steel with special treatment, the hardness of the working surface reaches HRC58～62, with high wear resistance and high tensile strength
◎Parallelism 0.01mm/100mm, perpendicularity 0.01mm
◎The structure is simple, convenient and fast clamping
◎Widely used in machining centers and other precision machine tools

ZY-00009 ZQ84型分离式组合平口钳 SEPARATE MODULAR VISE



型号 Model	L (mm)	B (mm)	H (mm)	h (mm)
ZQ84100 - I	140	100	35	30
ZQ84125 - I	160	125	40	40
ZQ84150 - I	230	150	50	50
ZQ84175 - I	240	175	58	60
ZQ84200 - I	300	200	70	65

配件 Accessories

L型扳手 box wrench	压块 vise holding clamp	T型扳手 T-wrench	定位键 position key block
X1	X4	X1	X2

ZQ84-I 动钳组件 MOVABLE JAW SECTION



型号 Model	L (mm)	B (mm)	H (mm)	h (mm)
ZQ84100 - II	140	100	35	30
ZQ84125 - II	160	125	40	40
ZQ84150 - II	230	150	50	50
ZQ84175 - II	240	175	58	60
ZQ84200 - II	300	200	70	65

配件 Accessories

定位挡板 work stop with main bolt	压块 vise holding clamp	T型扳手 T-wrench	定位键 position key block
X1	X4	X1	X2

ZQ84-II 定钳组件 FLXED JAW SECTION



型号 Model	L (mm)	B (mm)	H (mm)	h (mm)
ZQ84100 - III	140	100	35	30
ZQ84125 - III	160	125	40	40
ZQ84150 - III	230	150	50	50
ZQ84175 - III	240	175	58	60
ZQ84200 - III	300	200	70	65

配件 Accessories

定位挡板 work stop with main bolt	压块 vise holding clamp	T型扳手 T-wrench	定位键 position key block
X1	X4	X1	X2

ZQ84-III双向定钳组件 DOUBLE FLXED JAW SECTION

特点:

◎工作面硬度HRC58~62
◎平行度0.005mm/100mm，垂直度0.005mm
◎可在工作台上组装成单向或双向夹紧方式，满足加工尺寸较大工件的需要
◎广泛用于加工中心、数控铣床、镗床、铣床、磨床等机床

Features:

◎Working surface hardness HRC58~62
◎Parallelness 0.005mm/100mm, verticality 0.005mm
◎Can be assembled on the workbench into one-way or two-way clamping to meet the needs of processing larger workpieces
◎Widely used in machining centers, CNC milling machines, boring machines, milling machines, grinders and other machine tools

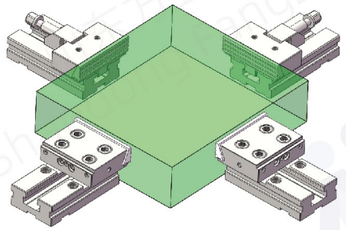

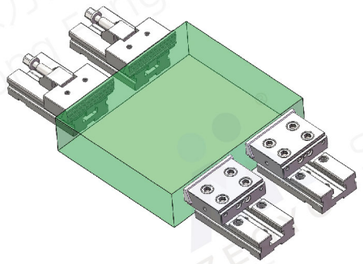

四件动、定钳组件，将较大工件压紧于工作台上

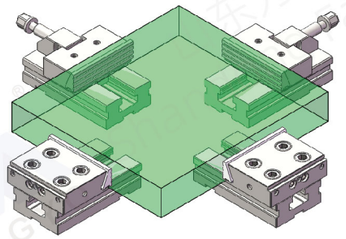

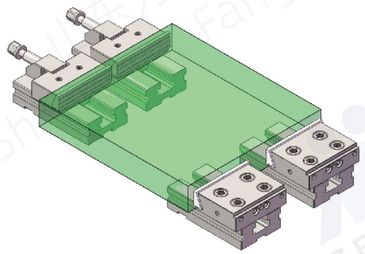

动钳组件与定钳组件配合使用，将工件压紧于钳体面上

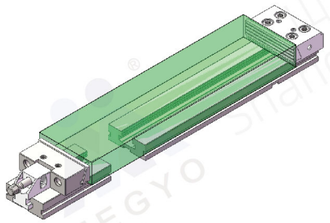

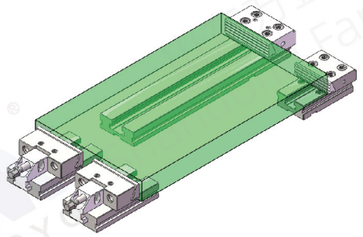

动钳组件与标准钳配合使用

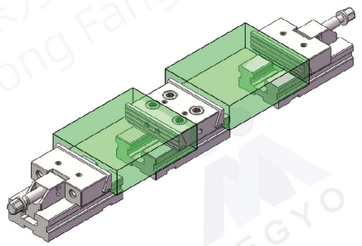

动钳口组件与双向定钳口组件配合使用

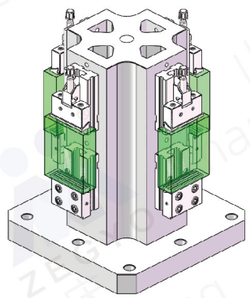

定动钳组件与方箱配合使用。

ZY-00010 多工位平口钳 MULTIFLEX MODULAR VISE



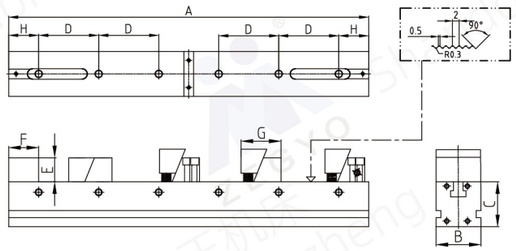

规格 Model	A	B	C	D	E	F	G	H
D50x50x300	300	50	50	100	25	38	55/58	50
D50x50x400	400							
D50x50x500	500							
D50x50x600	600							
D50x50x700	700							
D75x75x400	400	75	75	100	40	50	70/75	50
D75x75x500	500							
D75x75x600	600							
D75x75x700	700							
D75x75x800	800							
D75x75x900	900							
D100x100x700	700	100	100	100	60	70	94/98	50
D100x100x800	800							
D100x100x900	900							
D100x100x1000	1000							

规格说明：

D – 50 – 50 – 300

- 钳体长度 vise length
- 钳口高度 Jaw high
- 钳口宽度 Jaw width
- 型号 Model

特点：

◎工作表面硬度达HRC58-62,具有高耐磨性及高抗拉强度
◎平行度0.01mm/100mm，垂直度0.01mm/100mm
◎一次装夹多个相同或不同的工件
◎齿型底座可以根据加工产品大小自由调整
◎多工位虎钳的重复使用频率高，可降低夹具的设计制造成本，工件加紧时不打滑，操作简单

Features:

◎Working surface hardness of HRC58-62，Has high wear resistance and high tensile strength
◎Parallelness 0.01mm/100mm, verticality 0.01mm/100mm
◎Clamp multiple identical or different workpieces at one time
◎The tooth base can be freely adjusted according to the size of the processed product
◎The multi-station vise has high reuse frequency, which can reduce the design and manufacturing cost of the fixture. The workpiece does not slip when tightened and is easy to operate

■ ZY-00010-1定钳口
Fixed jaw



■ ZY-00010-2 槽面定动钳口组件
Fixed and movable serrated jaw



■ ZY-00010-3 光面定动钳口组件
Fixed and movable smooth jaw

■ ZY-00010-4 台阶定动钳口组件
Fix step jaw

■ ZY-00010-5 台阶定钳口
Fixed step jaw

■ ZY-00010-6 双向动钳口
Clamping movable jaw

■ ZY-00010-7 超宽动钳口
Jaw with bigger position wedge

■ ZY-00010-8 槽面钳口
serrated jaw plate



■ ZY-00010-9 光面钳口
Smoothjaw plate



■ ZY-00010-10 V型钳口
Prismatic jaw plate



■ ZY-00010-11 软钳口
Soft jaw plate



■ ZY-00010-12 台阶钳口
Parallel jaw plate



■ ZY-00010-13 齿状钳口
Grip jaw plate



ZY-00011 QGG系列精密工具平口钳 QGG SERIES PERCISION VISE

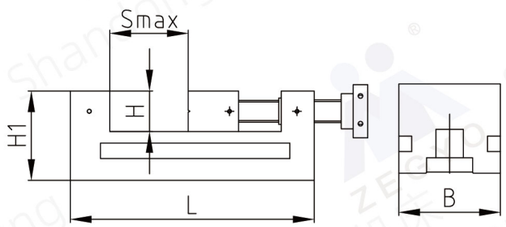

规格 Model	B (mm)	H (mm)	H1 (mm)	Smax (mm)	L (mm)
QGG50	50	25	50	65	155
QGG60	60	25	50	55	110
QGG63	63	32	65	85	190
QGG73	73	35	74	100	210
QGG80	80	40	84	100	220
QGG88	88	40	88	125	250
QGG100	100	45	95	125	260
QGG125	125	50	110	160	300
QGG125A	125	50	110	210	350
QGG150	150	50	110	175	315

规格说明：

QGG – 100

- 钳体宽度 Jaw width
- 型号 Model

特点：

◎采用优质合金钢渗碳处理，工作面硬度HRC58～62
◎平行度0.005mm/100mm，垂直度0.005mm
◎夹紧快，操作灵活
◎用于精密测量和检查，精密磨削及电火花
◎在工作时无论横立、竖立、平放皆可保持高的精密度

Features:

◎The use of high-quality alloy steel carburizing treatment, the hardness of the working surface HRC58～62
◎Parallelism 0.005mm/100mm, perpendicularity 0.005mm
◎Fast clamping and flexible operation
◎Used for precision measurement and inspection, precision grinding and EDM
◎High density can be maintained when working horizontally, vertically or flatly

ZY-00012 QKG系列精密工具平口钳 QKG SERIES PRECISION VISE



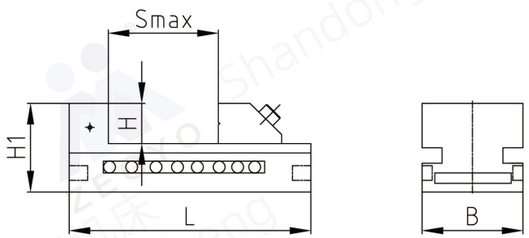

规格 Model	B (mm)	H (mm)	H1 (mm)	Smax (mm)	L (mm)
QKG25	26	9.15	29	22	65.4
QKG36	36	20	45	40	100
QKG38	38	20	45	44	105
QKG50	50	25	50	65	140
QKG63	63	32	63	85	175
QKG73	73	35	67	100	190
QKG80	80	40	80	100	200
QKG88	88	40	85	125	235
QKG100	100	45	90	125	245
QKG125	125	50	100	160	285
QKG150	150	50	100	200	330
QKG150A	150	50	100	250	380
QKG150B	150	50	100	300	430

规格说明：

QKG – 100

- 钳体宽度 Jaw width
- 型号 Model

特点：

◎采用优质合金钢渗碳处理，工作面硬度HRC58～62
◎平行度0.005mm/100mm，垂直度0.005mm
◎夹紧快，操作灵活
◎用于精密测量和检查，精密磨削及电火花
◎在工作时无论横立、竖立、平放皆可保持高的精密度

Features:

◎The use of high-quality alloy steel carburizing treatment, the hardness of the working surface HRC58～62
◎Parallelism 0.005mm/100mm, perpendicularity 0.005mm
◎Fast clamping and flexible operation
◎Used for precision measurement and inspection, precision grinding and EDM
◎High density can be maintained when working horizontally, vertically or flatly

ZY-00013 ZXQGG系列精密正弦平口钳 ZXQGG SERIES PRCISION SINE VISE

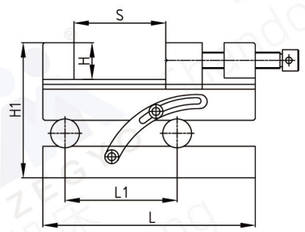

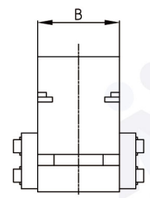

型号 Model	B (mm)	H (mm)	H1(mm)	Smax (mm)	L (mm)	L1 (mm)	L1 (in)	调整角度范围 (Adjustable angle range)
ZXQGG50	50	25	86.6	60	140	100	4″	0~45°
ZXQGG63	63	32	94.6	85	175		5″	
ZXQGG73	73	35	111	90	190			
ZXQGG80	80	40	121	95	200			
ZXQGG88	88	40	125	120	235			
ZXQGG100	100	45	139.2	125	245			
ZXQGG125	125	50	154.2	160	285	200		
ZXQGG150	150	50	160.9	190	330	200	10″	

规格说明：

ZXQGG – 100

- 钳体宽度 Jaw width
- 型号 Model

特点：

◎优质合金钢经特殊处理后耐磨性高，不易变形
◎平行度0.005mm/100mm，垂直度0.005mm
◎利用正弦原理，可加工出高精度的角度面
◎回转角度范围0-45度

Features:

◎High-quality alloy steel with special treatment has high abrasion resistance and is not easy to be deformed
◎Parallelism 0.005mm/100mm, perpendicularity 0.005mm
◎Utilizing the sine principle, it can process the angle surface with high precision
◎The range of rotary angle is 0-45 degrees

ZY-00014 ZXQKG系列精密正弦平口钳 ZXQKG SERIES PRCISION SINE VISE

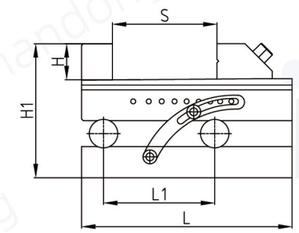

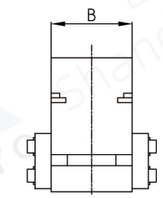

型号 Model	B (mm)	H (mm)	H1(mm)	Smax (mm)	L (mm)	L1 (mm)	L1 (in)	调整角度范围 (Adjustable angle range)
ZXQKG50	50	25	79.36	65	140	100	4″	0~45°
ZXQKG63	63	32	92.36	85	175		5″	
ZXQKG73	73	35	104	100	190			
ZXQKG80	80	40	117	100	200			
ZXQKG88	88	40	122	125	235			
ZXQKG100	100	45	134.08	125	245			
ZXQKG125	125	50	144.08	160	285	200		
ZXQKG150	150	50	150.9	200	330	200	10″	

规格说明：

ZXQKG – 100

- 钳体宽度 Jaw width
- 型号 Model

特点：

◎优质合金钢经特殊处理后耐磨性高，不易变形
◎平行度0.005mm/100mm，垂直度0.005mm
◎利用正弦原理，可加工出高精度的角度面
◎回转角度范围0-45度
◎适用于铣床，钻床，磨床等机床

Features:

◎High-quality alloy steel has high wear resistance and is not easy to deform after special treatment
◎Parallelism 0.005mm/100mm, perpendicularity 0.005mm
◎Using the sine principle, high-precision angular surfaces can be processed★: Rotation angle range 0-45 degrees
◎Suitable for milling machines, drilling machines, grinders and other machine tools

ZY-00015 精密油压虎钳 PRECISION HYDRAULIC VISE

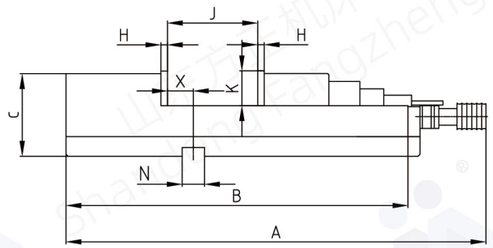

型号 Model	A (mm)	B(mm)	C (mm)	J (mm)	K (mm)	N (mm)	X (mm)	H (mm)
WHV-100D	475	340	133	0-125	48	16	45	15
WHV-130D	540	405	150	0-180	55	18	65	15
WHV-160D	630	495	163	0-240	58	18	65	15
WHV-200D	705	570	173	0-280	63	18	82	18

规格说明:

WHV – 100D

- 钳口宽 Jaw width
- 型号 Model

特点:

◎角固式半圆球可产生角固下锁之力,可消除钳口上浮和工件倾斜
◎精密的油压倍力设计，操作方便，适合做轻重切削使用
◎强而有力材质~虎钳钳身使用高抗张拉力球状石墨化铸铁(FCD60~60kgs/mm)(80,000psi)抗张力强，不易变形。本体和固定虎口为一体成形，夹持工件时可降低固定虎口向后倾斜

Features:

◎The angle-locked semi-circular ball can generate an angle-locked locking force to eliminate jaw floating and workpiece tilting.
◎Precision hydraulic multi-power design, easy to operate, suitable for light and heavy cutting、
◎Strong and powerful material~The vise body is made of high-tensile spherical graphitized cast iron (FCD60~60kgs/mm) (80,000psi), which has strong tensile strength and is not easy to deform. The main body and the fixed tiger's mouth are formed in one piece, and the fixed tiger's mouth can be lowered and tilted backward when clamping the workpiece

ZY-00016 气动油压精密快速虎钳 PNEUMATIC HYDRAULIC PRECISION FAST VISE



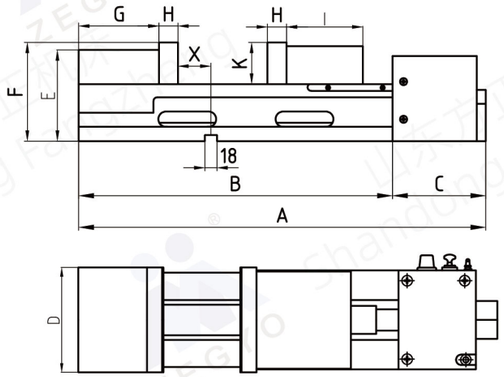

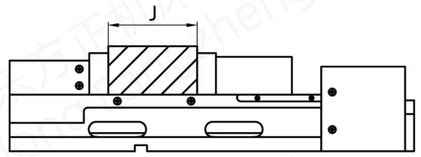

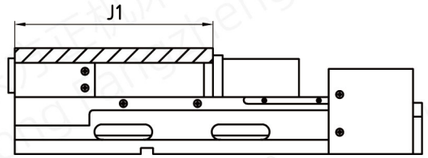

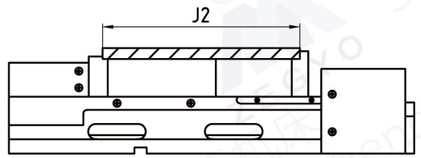

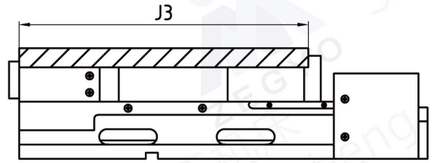

规格 Model	A (mm)	B (mm)	C (mm)	D (mm)	E (mm)	F (mm)	G (mm)	H (mm)	I (mm)	J (mm)	J1 (mm)	J2 (mm)	J3 (mm)	K (mm)	X (mm)	夹紧力 (Ciamping force)
FPV-130D	525	400	125	130	157	160	85	15	125	0-150	95-250	125-285	210-370	455	45	6000
FPV-160D	545	420	125	160	160	163	85	15	138	0-160	95-260	140-305	225-390	58	45	6000
FPV-160DL	635	510	125	160	160	163	85	15	138	0-250	95-350	140-395	225-495	58	89	6000
FPV-160DXL	665	540	125	160	160	163	85	19	115	0-300	95-380	140-425	225-525	58	89	6000
FPV-200D	735	610	125	200	187	190	100	19	115	0-350	100-470	116-465	216-585	70	71	6000

特点:

◎内藏防止上浮传动机构
◎采用高抗张拉力球状石墨化铸铁，抗张力强，不易变形
◎夹持力可从0-6000kg可由调整器自由调整，开关速度只需1.5秒
◎夹持安全距离可从6mm自动寻找最高空压源：当铜铝类产品轻加工铸铁类初胚重切削时，用调整器调整所需压力，有保压及稳压功能
◎可与CNC系统信号对接，控制气动油压虎钳自动松夹紧，实现全自动装夹

Features:

◎Built-in transmission mechanism to prevent floating
◎Using high tensile strength spherical graphitized cast iron, which has strong tensile strength and is not easy to deform
◎The clamping force can be freely adjusted from 0-6000kg by the adjuster, and the switching speed only takes 1.5 seconds
◎The clamping safety distance can automatically find the highest air pressure source from 6mm: When copper and aluminum products are lightly processed and cast iron preliminary blanks are cut heavily, the regulator is used to adjust the required pressure. It has pressure maintaining and stabilizing functions to ensure that the workpiece is clamped
◎Can be connected with CNC system signals to control the automatic loosening and tightening of pneumatic and hydraulic vise to achieve fully automatic clamping

扫码观看视频
Scan the code to watch videos

ZY-00017 Q93系列双工位精密机用虎钳 Q93 SERIES DOUBLE-STATION VISE



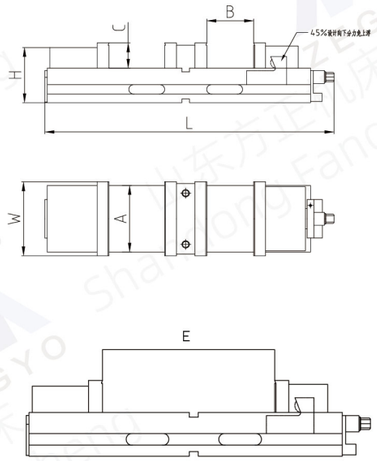

型号 Model	A (mm)	B (mm)	C (mm)	L (mm)	W (mm)	H (mm)	E (mm)
Q93100	100	70	35	460	101	95	207
Q93160	160	90	50	612	161	130	256

规格说明：

Q93 – 100

- 钳口宽 Jaw width
- 型号 Model

特点：

◎适用于数控铣床、加工中心
◎双工位夹持结构，两夹持面可夹持大小不等的工件，Q93100两工件差30MM,Q93160两工件可差45MM
◎采用半圆球结构，夹持工件时有向下45°夹持力，确保工件不上浮
◎拆掉固定口可作为精密自定心钳用
◎拥有角固式虎钳的精度

Features:

◎Suitable for CNC milling machines and machining centers
◎Dual-station clamping structure, the two clamping surfaces can clamp workpieces of different sizes. The difference between the two workpieces of Q93100 is 30MM, and the difference between the two workpieces of Q93160 is 45MM
◎It adopts a hemispherical ball structure and has a downward 45° clamping force when clamping the workpiece to ensure that the workpiece does not float up.
◎Remove the fixed opening and use it as a precision self-centering plier
◎It has the precision of an angle-fixed vise

扫码观看视频
Scan the code to watch videos

ZY-00018 Q12（QH）系列机用虎钳 Q12(QH)SERIES VISE

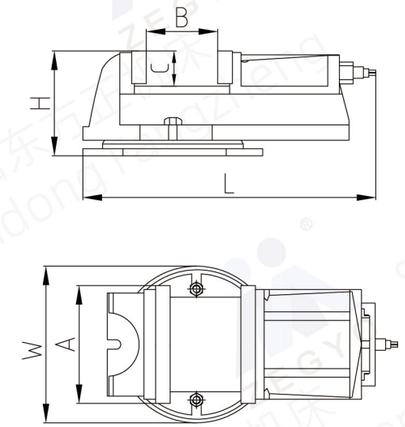

型号 Model	A (mm)	B(mm)	C (mm)	L (mm)	W (mm)	H (mm)
Q1280	80	63	32	220	115	91
Q12100	100	80	35	260	140	105
Q12125	125	100	40	301	160	122
Q12160	160	125	52	411	222	158
Q12200	200	160	63	461	240	175

规格说明：

Q12 – 100

- 钳口宽 Jaw width
- 型号 Model

特点：

◎适用于铣床重加工
◎强度高，丝杆导轨不易进脏，可水平360度旋转

Features:

◎Suitable for reprocessing on milling machines
◎High strength, the screw guide rail is not easy to get dirty, and can rotate 360 degrees horizontally

ZY-00019 QM16系列角固式虎钳 QM16 SERIES ANGLE FIXED VISE



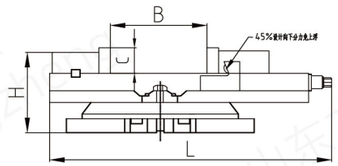

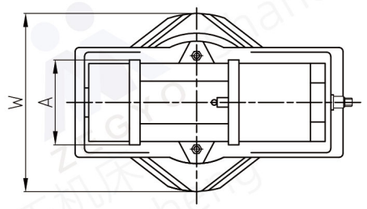

型号 Model	A (mm)	B (mm)	C (mm)	L (mm)	W (mm)	H (mm)
QM1660	54	66	19	200	124	76
QM1680	81	77	24	250	164	94
QM16100	101	116	32	328	204	120
QM16125	129	148	40	376	238	133
QM16160	160	160	45	432	278	147
QM16160L	160	200	45	475	278	147
QM16200	201	210	50	530	320	166
QM16200L	201	300	50	594	320	166
QM16200L	201	348	50	664	320	166

规格说明：

QM16 – 100

- 钳口宽 Jaw width
- 型号 Model

特点：

◎适用于普通铣床、数控铣床、加工中心
◎QM角固式虎钳为较经济型的虎钳
◎定钳与钳身的垂直度、平行度在0.025mm/100mm内
◎采用半圆球结构，夹持工件时有向下45°夹持力，确保工件不上浮
◎底座有度数刻度，可水平360度旋转
◎丝杆固定端采用推力轴承，减少摩擦且夹紧力大

Features:

◎Suitable for ordinary milling machines, CNC milling machines, and machining centers. 2. QM angle-fixed vise is a more economical vise
◎The verticality and parallelism between the fixed clamp and the clamp body are within 0.025MM10OMM
◎It adopts a hemispherical ball structure and has a downward 45° clamping force when clamping the workpiece to ensure that the workpiece does not float up
◎The base has a degree scale and can rotate 360 degrees horizontall
◎The fixed end of the screw rod adopts thrust bearing to reduce friction and increase the clamping force

ZY-00020 QM16系列一体式虎钳 QM16 SERIES UNIBODY VISE

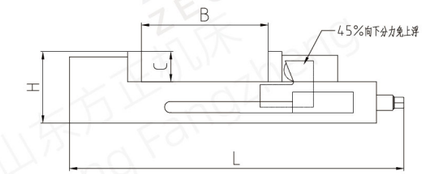

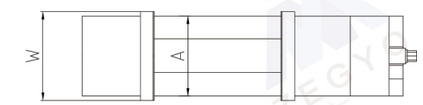

规格 Model	A (mm)	B (mm)	C (mm)	L (mm)	W (mm)	H (mm)
QM16100U	100	135	32	325	101	94
QM16150U	150	158	45	415	151	122
QM16200U	197	220	50	503	198	142

规格说明：

QM16 – 100 – U

- 一体式 Unibody
- 钳口宽度 Jaw width
- 型号 Model

特点：

◎适用于数控铣床、加工中心、磨床
◎拥有角固式虎钳的精度
◎采用半圆球结构,夹持工件时有向下45°夹持力,确保工件不上浮
◎夹持工件动态变量小

Features:

◎Suitable for CNC milling machines, machining centers, and grinders
◎Has the precision of an angle-fixed vise
◎It adopts a hemispherical ball structure and has a downward 45° clamping force when clamping the workpiece to ensure that the workpiece does not float up
◎The dynamic variables of clamping the workpiece are smal

数控刀柄标准：JIS B6339 BT　TOOL HOLDER SHANK STANDARD: JIS B6339 BT

A型：
中间不通孔
Without through hole

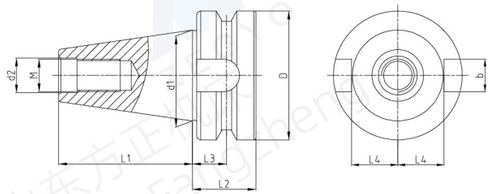

AD型：
中心进水冷却
With through hole for center coolant

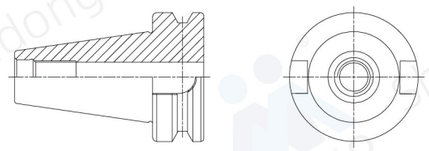

AD/B型：
中心进水冷却与法兰盘侧面进水冷却
两种形式
Form AD and Form B, the former is in the centre cold, the latter is in the flange plate cold, can realize central cooling and the size cools two forms the freedoms to transform.

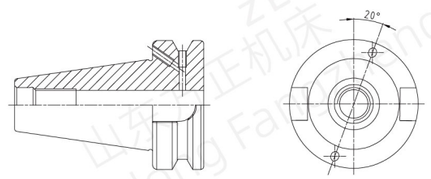

规格 Model	D (mm)	d1 (mm)	d2 (mm)	L1 (mm)	L2 (mm)	L3 (mm)	L4 (mm)	b (mm)	M
(BBT)BT30	46	31.75	12.5	48.4	22	13.6	16.3	16.1	M12
(BBT)BT40	63	44.45	17	65.4	27	16.6	22.6	16.1	M16
(BBT)BT50	100	69.85	25	101.8	38	23.2	35.4	25.7	M24

特点：

◎锥度精度：<AT3
◎基本材质：20CrMnTi
◎硬度：HRC54-58 渗碳深度>0.8mm
◎真圆度：<0.8μm
◎表面粗糙度：Ra<0.5μm
◎刀柄可指定：通过V型法兰端出水规格（AD+B）
◎可指定动平衡精度G2.5

Features:

◎Taper accuracy: <AT3
◎Material: 20CrMnTi
◎Hardness: HRC54-58 Carburizing depth>0.8mm
◎Roundness: <0.8μm
◎Surface roughness: Ra<0.5μm
◎Tool holder can be specified: water outlet specification through V-shaped flange end (AD+B)
◎Dynamic balancing accuracy G2.5 can be specified

数控刀柄标准：DIN69871/ISO7388-1　TOOL HOLDER SHANK STANDARD: DIN69871/ISO7388-1

A型：
中间不通孔
Without through hole

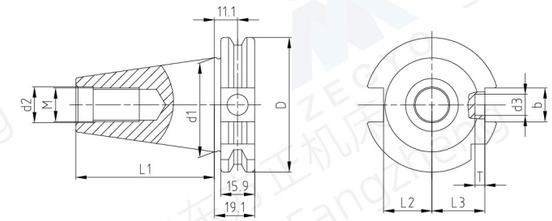

AD型：
中心进水冷却
With through hole for center coolant

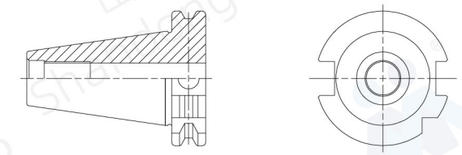

AD/B型：
中心进水冷却
Form AD and form B,the former is in the center cold,the latter is in the flange plate cold,may realize central cooling and the size cools two forms the freedoms totransform

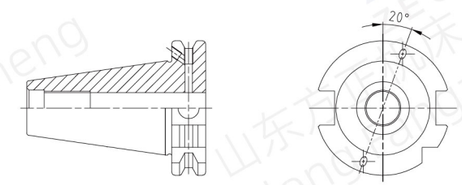

规格 Model	D (mm)	d1 (mm)	d2 (mm)	d3(mm)	L1 (mm)	L2 (mm)	L3 (mm)	T (mm)	b(mm)	M
DIN69871 30	50	31.75	13	10	47.8	19.1	15.9	4.7	16.1	M12
DIN69871 40	63.55	44.45	17	10	68.4	19.1	15.9	4.7	16.1	M16
DIN69871 50	97.5	69.85	25	10	101.75	19.1	15.9	4.7	25.7	M24

特点：

◎锥度精度：<AT3
◎基本材质：20CrMnTi
◎硬度：HRC54-58 渗碳深度>0.8mm
◎真圆度：<0.8μm
◎表面粗糙度：Ra<0.5μm
◎刀柄可指定：通过V型法兰端出水规格（AD+B）
◎可指定动平衡精度G2.5

Features:

◎Taper accuracy: <AT3
◎Material: 20CrMnTi
◎Hardness: HRC54-58 Carburizing depth>0.8mm
◎Roundness: <0.8μm
◎Surface roughness: Ra<0.5μm
◎Tool holder can be specified: water outlet specification through V-shaped flange end (AD+B)
◎Dynamic balancing accuracy G2.5 can be specified

数控刀柄标准：DIN63893 HSK-A　TOOL HOLDER SHANK STANDARD: DIN63893 HSK-A

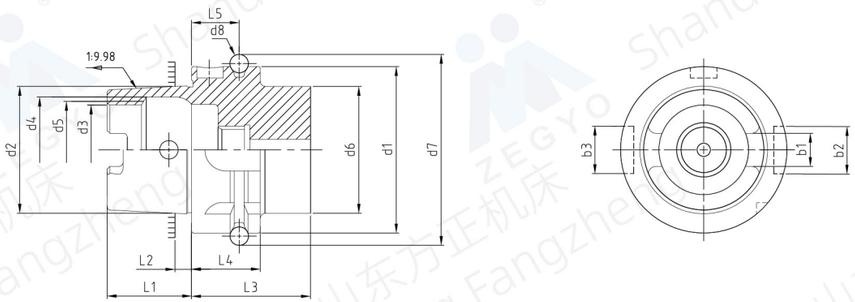

规格 Model	L1 $^{0}_{-0.2}$	L2	L3 min	L4	L5 ±0.1	d1 h10	d2	d3 H10	d4 H11	d5	d6 max	d7 $^{0}_{-0.1}$	d8	b1 ±0.04	b2 H10	b3 H10
HSK32A	16	3.2	35	20	16	32	24.007	17	20.5	19	26	37	4	7.05	7	9
HSK40A	20	4	35	20	16	40	30.007	21	25.5	23	34	45	4	8.05	9	11
HSK50A	25	5	42	26	18	50	38.009	26	32	29	42	59.3	7	10.54	12	14
HSK63A	32	6.3	42	26	18	63	48.01	34	40	37	53	72.3	7	12.54	16	18
HSK80A	40	8	42	26	18	80	60.012	42	50	46	68	88.8	7	16.04	18	20
HSK100A	50	10	45	29	20	100	75.013	53	63	58	88	109.75	7	20.02	20	22

数控刀柄标准：DIN63893 HSK-E　TOOL HOLDER SHANK STANDARD: DIN63893 HSK-E

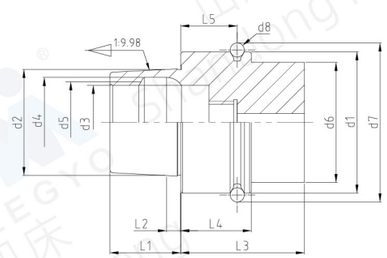

规格 Model	L1 $^{0}_{-0.2}$	L2	L3 min	L4	L5 ±0.1	d1 h10	d2	d3 H10	d4 H11	d5	d6 max	d7 $^{0}_{-0.1}$	d8
HSK20E	10	2	16	8	3.5	20	15.203	11	13.1	12	16	23.9	3
HSK25E	13	2.5	20	10	4.5	25	19.006	14	16.4	15	20	28.5	3
HSK32E	16	3.2	35	20	16	32	27.007	17	20.5	19	26	37	4
HSK40E	20	4	35	20	16	40	30.007	21	25.5	23	34	45	4
HSK50E	25	5	42	26	18	50	38.009	26	32	29	42	59.3	7
HSK63E	32	6.3	45	26	18	63	48.01	34	40	37	53	72.3	7

特点：

◎锥度精度：<AT3
◎基本材质：20CrMnTi
◎硬度：HRC54-58° 渗碳深度 > 0.8mm
◎真圆度：<0.8μm
◎表面粗糙度：Ra<0.5μm
◎刀杆有预设标准动平衡 G6.3，可另外指定精密动平衡 G2.5

Features:

◎Taper tolerance < AT3
◎Basic Material: 20CrMnTi
◎Hardness > HRC56° Carbon depth > 0.8mm
◎Roundness < 0.8μm
◎Surface roughness:Ra < 0.5μm
◎The shank has pre-balance at G6.3, and can provide percision balance at G2.5, made by request

数控刀柄标准：DIN63893 HSK-F　TOOL HOLDER SHANK STANDARD: DIN63893 HSK-F

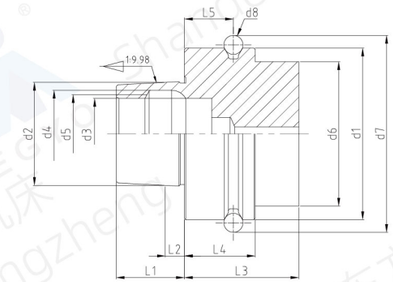

规格 Model	L1 $^{0}_{-0.2}$	L2	L3 min	L4	L5 ±0.1	d1 h10	d2	d3 H10	d4 H11	d5	d6 max	d7 $^{0}_{-0.1}$	d8
HSK50F	20	4	42	26	18	50	30.007	21	25.5	23	42	59.3	7
HSK63F	25	5	42	26	18	63	38.009	26	32	29	53	72.3	7
HSK80F	32	6.3	42	26	18	80	48.01	34	40	37	68	88.8	7

数控刀柄标准：ASME B5.50 CAT　TOOL HOLDER SHANK STANDARD: ASME B5.50 CAT

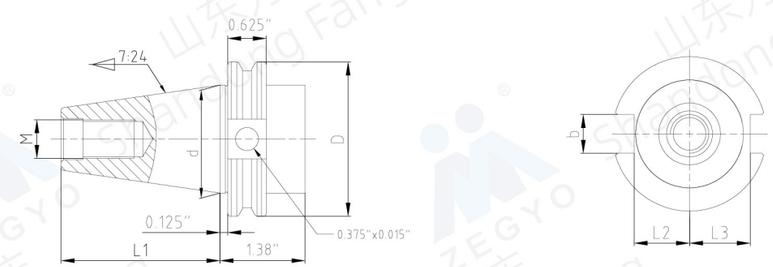

规格 Model	L1 (inch)	L2 (inch)	L3 (inch)	d (inch)	b (inch)	D (inch)	M
CAT30	1.875	0.640	0.735	1.250	0.645	1.812	1/2" -13
CAT40	2.687	0.890	0.985	1.750	0.645	2.500	5/8" -11
CAT45	3.250	1.140	1.235	2.250	0.770	3.250	3/4" -10
CAT50	4.000	1.390	1.485	2.750	1.020	3.875	1" -8

特点：

◎锥度精度：<AT3
◎基本材质：20CrMnTi
◎硬度：HRC54-58 渗碳深度>0.8mm
◎真圆度：<0.8μm
◎表面粗糙度：Ra<0.5μm
◎可指定动平衡精度G2.5

Features:

◎Taper accuracy: <AT3
◎Material: 20CrMnTi
◎Hardness: HRC54-58 Carburizing depth>0.8mm
◎Roundness: <0.8μm
◎Surface roughness: Ra<0.5μm
◎Dynamic balancing accuracy G2.5 can be specified

数控刀柄标准：DIN2080/NT 7:24锥度 TOOL HOLDER SHANK STANDARD: DIN2080 7:24 TAPER

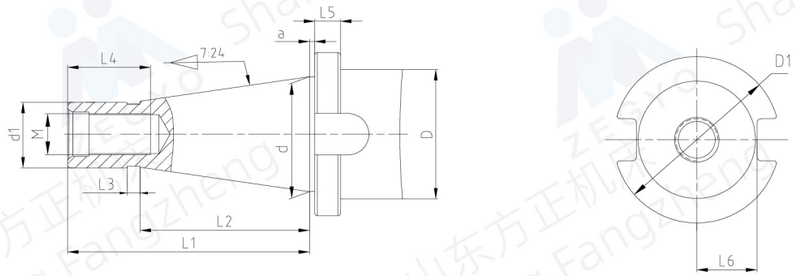

规格 Model	L1(mm)	L2(mm)	L3(mm)	L4(mm)	L5(mm)	L6(mm)	d(mm)	d1(mm)	D(mm)	D1(mm)	M(mm)	a(mm)
DIN2080 30/NT30	68.4	48.4	3	24	8	16.2	31.75	17.4	36	50	M12	1.6
DIN2080 40/NT40	93.4	65.4	5	32	10	22.5	44.45	25.3	50	63	M16	1.6
DIN2080 45/NT45	106.8	82.8	6	40	12	29	57.15	32.4	68	80	M20	3.2
DIN2080 50/NT50	126.8	101.8	8	47	12	35.3	69.85	39.6	78	97.5	M24	3.2

数控刀柄标准：ISO柄部标准 TOOL HOLDER SHANK STANDARD: ISO STANDARDS

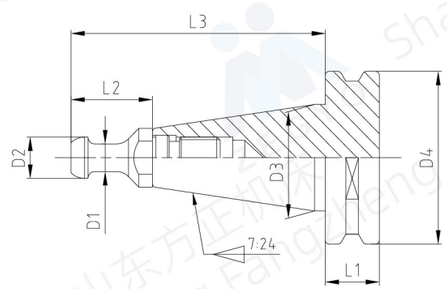

规格 Model	D1 (mm)	D2 (mm)	D3 (mm)	D4 (mm)	L1 (mm)	L2(	L3
ISO20	6	9	22.225	33	8	12	45.3
ISO25	7	10	25.4	37	8	16	55.7
ISO30	9	13	31.75	50	15.9	24	71.8

特点：

◎基本材质：20CrMnTi
◎硬度：HRC54-58 渗碳深度>0.8mm
◎真圆度：<0.8μm
◎表面粗糙度：Ra<0.5μm

Features:

◎Material: 20CrMnTi
◎Hardness: HRC54-58 Carburizing depth>0.8mm
◎Roundness: <0.8μm
◎Surface roughness: Ra<0.5μm

数控刀柄标准：BBT与BT刀柄锥度说明 BBT TOOL HOLDER AND BT TOOL HOLDER

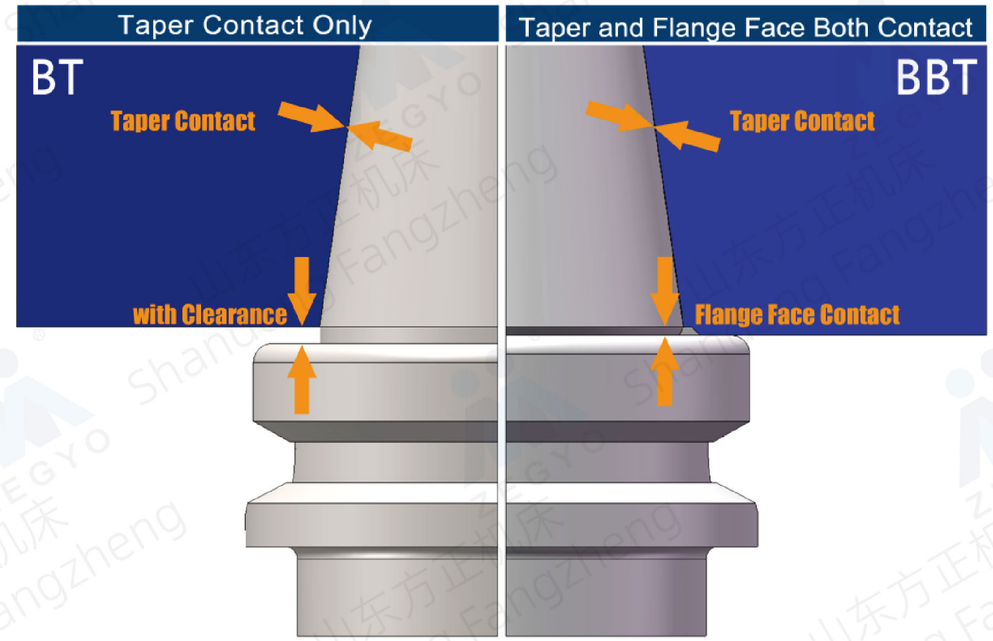

BBT数控刀柄优势
具有双面定位功能，且刀柄法兰面也参与接触，使得其在高速旋转时具有更高的精度和稳定性。此外，BBT刀柄还可以防止高速转动时刀柄轴向尺寸的变化，以及防止重切削时因振动使刀柄锥面磨损。

BBT Advantages
◎It has a double-sided positioning function, and the flange surface of the tool holder is also involved in the contact, which makes it have higher precision and stability when rotating at high speed. In addition, the BBT tool holder can also prevent the axial size of the tool holder from changing during high-speed rotation, and prevent the tool holder cone from being worn due to vibration during heavy cutting.

订购时请注明型号BT或BBT
Please specify model BT or BBT when ordering

ZY-10001-I BT30-ER数控铣夹头刀柄 BT30-ER SERIES MILLING TOOLHOLDER

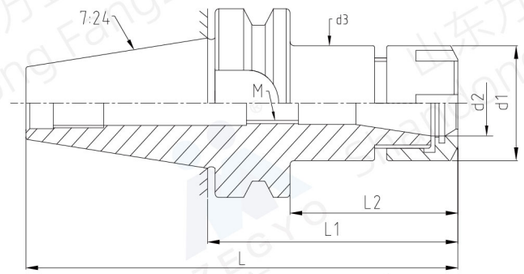

订货时请注明BT系列还是BBT系列例如：BT30-ER32-100或BBT30-ER32-100
When ordering, please specify BT series or BBT series, for example BT30-ER32-100 or BBT30-ER32-100

规格 Model	L(mm)	L1(mm)	L2(mm)	d1(mm)	d2(mm)	d3(mm)	M
(BBT)BT30-ER8M-100	148.4	100	78	12	8	15	
(BBT)BT30-ER11M-70	118.4	70	48	16	11	16	
(BBT)BT30-ER11-60	108.4	60	38	19	11	20	
(BBT)BT30-ER11-100	148.4	100	78	19	11	20	
(BBT)BT30-ER11-150	198.4	150	128	19	11	20	
(BBT)BT30-ER16-60	108.4	60	38	28	16	28	M10
(BBT)BT30-ER16-100	148.4	100	78	28	16	28	M10
(BBT)BT30-ER16-200	248.4	200	178	28	16	28	M10
(BBT)BT30-ER20-60	108.4	60	38	34	20	35	M12
(BBT)BT30-ER20-100	148.4	100	78	34	20	35	M12
(BBT)BT30-ER20-200	248.4	200	178	34	20	35	M12
(BBT)BT30-ER25-60	108.4	60	38	42	25	42	M12
(BBT)BT30-ER25-100	148.4	100	78	42	25	42	M12
(BBT)BT30-ER25-200	248.4	200	178	42	25	42	M12
(BBT)BT30-ER32-60	108.4	60	38	50	32	44	M16
(BBT)BT30-ER32-100	148.4	100	78	50	32	44	M16
(BBT)BT30-ER32-200	248.4	200	178	50	32	44	M16
(BBT)BT30-ER40-80	128.4	80	58	63	40	50	M16
(BBT)BT30-ER40-100	148.4	100	78	63	40	50	M16

规格说明：

BT30 – ER – 32 – 100
- L1长度 Length(L)
- 筒夹型号 Collet model
- 筒夹种类 Collet type
- 锥柄形式 Shank size

配件 Accessories

压帽 NUT	ER夹头 ER COLLET	扳手 WRENCH	拉钉 PULL STUD
X1	X1	X1	X1

特点：

◎配用ER弹性筒夹，适用于夹持铣刀、钻头、丝锥
◎使用时先把筒夹装入螺帽，再将刀具放入筒夹，然后放入刀柄并拧紧螺帽
◎适用专用扳手，不可用其它工具
◎扳手、拉钉、筒夹须另行购买
◎根据客户需要精密平衡至 G6.3/15000RPM, G2.5/30000RPM
◎订购时请注明刀柄的标准形式。如需法兰侧面进水冷却的刀柄，请标明AD/B型，如BT40AD/B-ER32-100

Features:

◎Equipped with ER collet, suitable for clamping milling cutters, drill bits, and taps
◎When using, the collet and nut are assembled first. In the second step, put the tool into the collet. In the third step, put the assembled device into the body and tighten the nut
◎His product is suitable for special wrenches, other types of wrenches cannot be used
◎Wrench, pull stud(retention knobs) and collet must be purchased separately
◎Can be precisely balanced according to customer needs to G6.3 /15000RPM, G2.5/30000RPM
◎Please specify the standard form of the toolholder when ordering. If you require a water cooled shank with water inlet on the side of the flange, please mark type AD/B, such as BT40AD/B-ER32-100

ZY-10001-II BT40-ER数控铣夹头刀柄 BT40-ER SERIES MILLING TOOLHOLDER

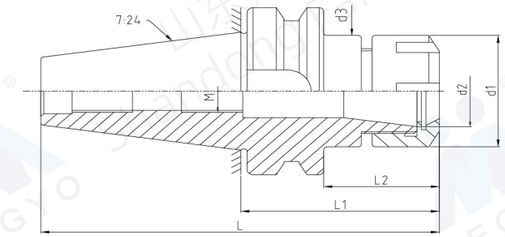

订货时请注明BT系列还是BBT系列例如：BT40-ER32-100或BBT40-ER32-100
When ordering, please specify BT series or BBT series, for example BT40-ER32-100 or BBT40-ER32-100

规格 Model	L(mm)	L1(mm)	L2(mm)	d1(mm)	d2(mm)	d3(mm)	M
(BBT)BT40-ER8M-100	165.4	100	73	12	8	15	
(BBT)BT40-ER11M-150	215.4	150	123	16	11	16	
(BBT)BT40-ER11-70	135.4	70	43	19	11	20	
(BBT)BT40-ER11-100	165.4	100	73	19	11	20	
(BBT)BT40-ER11-160	225.4	160	133	19	11	20	
(BBT)BT40-ER16-60	125.4	60	33	28	16	28	M10
(BBT)BT40-ER16-100	165.4	100	73	28	16	28	M10
(BBT)BT40-ER16-250	315.4	250	223	28	16	28	M10
(BBT)BT40-ER20-70	135.4	70	43	34	20	35	M12
(BBT)BT40-ER20-100	165.4	100	73	34	20	35	M12
(BBT)BT40-ER20-250	315.4	250	223	34	20	35	M12
(BBT)BT40-ER25-60	125.4	60	33	42	25	42	M16
(BBT)BT40-ER25-100	165.4	100	73	42	25	42	M16
(BBT)BT40-ER25-250	315.4	250	223	42	25	42	M16
(BBT)BT40-ER32-60	125.4	60	33	50	32	50	M16
(BBT)BT40-ER32-100	165.4	100	73	50	32	50	M16
(BBT)BT40-ER32-250	315.4	250	223	50	32	50	M16
(BBT)BT40-ER40-70	135.4	70	43	63	40	60	M16
(BBT)BT40-ER40-100	165.4	100	73	63	40	60	M16
(BBT)BT40-ER40-200	265.4	200	173	63	40	60	M16
(BBT)BT40-ER50-100	165.4	100	73	78	50	64	M16

规格说明：

BT40 – ER – 32 – 100
- L1长度 Length(L)
- 筒夹型号 Collet model
- 筒夹种类 Collet type
- 锥柄形式 Shank size

配件 Accessories

压帽 NUT	ER夹头 ER COLLET	扳手 WRENCH	拉钉 PULL STUD
X1	X1	X1	X1

特点：

◎配用ER弹性筒夹，适用于夹持铣刀、钻头、丝锥
◎使用时先把筒夹装入螺帽，再将刀具放入筒夹，然后放入刀柄并拧紧螺帽
◎适用专用扳手，不可用其它工具
◎扳手、拉钉、筒夹须另行购买
◎根据客户需要精密平衡至 G6.3/15000RPM, G2.5/30000RPM
◎订购时请注明刀柄的标准形式。如需进水冷却的刀柄，请标明AD/B型，如BT40AD/B-ER32-100

Features:

◎Equipped with ER spring collet, suitable for clamping milling cutters, drill bits, and taps
◎When using, the collet and nut are assembled first. In the second step, put the tool into the collet. In the third step, put the assembled device into the body and tighten the nut
◎His product is suitable for special wrenches, other types of wrenches cannot be used
◎Wrench, pull stud(retention knobs) and collet must be purchased separately
◎Can be precisely balanced according to customer needs to G6.3 /15000RPM, G2.5/30000RPM
◎Please specify the standard form of the toolholder when ordering. If you need a cooling toolholder, please specify the AD/B type, such as BT40AD/B-ER32-100

扫码观看视频
Scan the code to watch videos

ZY-10001-III BT50-ER数控铣夹头刀柄 BT50-ER SERIES MILLING TOOLHOLDER

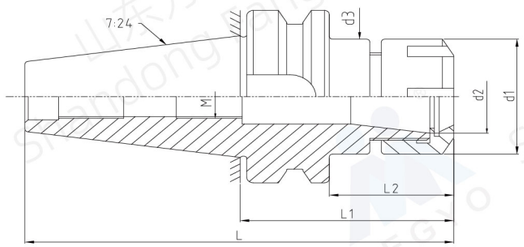

订货时请注明BT系列还是BBT系列例如：BT50-ER32-100或BBT50-ER32-100
When ordering, please specify BT series or BBT series, for example BT50-ER32-100 or BBT50-ER32-100

规格 Model	L (mm)	L1 (mm)	L2 (mm)	d1 (mm)	d2 (mm)	d3 (mm)	M (mm)
(BBT)BT50-ER11-100	201.8	100	62	19	11	20	
(BBT)BT50-ER11-150	251.8	150	112				
(BBT)BT50-ER16-70	171.8	70	32	28	16	28	M10
(BBT)BT50-ER16-100	201.8	100	62				
(BBT)BT50-ER16-200	301.8	200	162				
(BBT)BT50-ER20-70	171.8	70	32	34	20	35	M12
(BBT)BT50-ER20-100	201.8	100	62				
(BBT)BT50-ER20-300	401.8	300	262				
(BBT)BT50-ER25-70	171.8	70	32	42	25	42	M16
(BBT)BT50-ER25-100	201.8	100	62				
(BBT)BT50-ER25-300	401.8	300	262				
(BBT)BT50-ER32-70	171.8	70	32	50	32	50	
(BBT)BT50-ER32-100	201.8	100	62				
(BBT)BT50-ER32-300	401.8	300	262				
(BBT)BT50-ER40-80	181.8	80	42	63	40	60	
(BBT)BT50-ER40-100	201.8	100	62				
(BBT)BT50-ER40-300	401.8	300	262				
(BBT)BT50-ER50-80	181.8	80	42	78	50	78	
(BBT)BT50-ER50-100	201.8	100	62				

规格说明：

BT50 – ER – 40 – 100
- L1长度 Length(L)
- 筒夹型号 Collet model
- 筒夹种类 Collet type
- 锥柄形式 Shank size

配件 Accessories

压帽 NUT	ER夹头 ER COLLET	扳手 WRENCH	拉钉 PULL STUD
X1	X1	X1	X1

特点：

◎配用ER弹性筒夹，适用于夹持铣刀、钻头、丝锥
◎使用时先把筒夹装入螺帽，再将刀具放入筒夹，然后放入刀柄并拧紧螺帽
◎适用专用扳手，不可用其它工具
◎扳手、拉钉、筒夹须另行购买
◎根据客户需要精密平衡至 G6.3/15000RPM, G2.5/30000RPM
◎ 订购时请注明刀柄的标准形式。如需进水冷却的刀柄，请标明AD/B型，如BT40AD/B-ER32-100

Features:

◎Equipped with ER spring collet, suitable for clamping milling cutters, drill bits, and taps
◎When using, the collet and nut are assembled first. In the second step, put the tool into the collet. In the third step, put the assembled device into the body and tighten the nut
◎His product is suitable for special wrenches, other types of wrenches cannot be used
◎Wrench, pull stud(retention knobs) and collet must be purchased separately
◎Can be precisely balanced according to customer needs to G6.3 /15000RPM, G2.5/30000RPM
◎Please specify the standard form of the toolholder when ordering. If you need a cooling toolholder, please specify the AD/B type, such as BT40AD/B-ER32-100

ZY-10002-I DIN69871 30-ER数控铣夹头刀柄 DIN69871.30-ER SERIES MILLING TOOLHOLDER

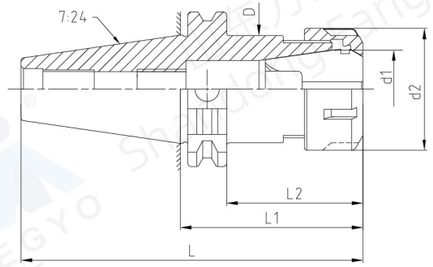

规格 Model	L (mm)	L1 (mm)	L2 (mm)	d1 (mm)	d2 (mm)	D (mm)
DIN69871 30-ER11-60	107.8	60	40.9	11	19	20
DIN69871 30-ER11-80	127.8	80	60.9			
DIN69871 30-ER16-63	110.8	63	43.9	16	28	28
DIN69871 30-ER16-100	147.8	100	80.9			
DIN69871 30-ER16-200	247.8	200	180.9			
DIN69871 30-ER20-63	110.8	63	43.9	20	34	31.8
DIN69871 30-ER20-100	147.8	100	80.9			
DIN69871 30-ER20-200	247.8	200	180.9			
DIN69871 30-ER25-63	110.8	63	43.9	25	42	
DIN69871 30-ER25-100	147.8	100	80.9			
DIN69871 30-ER25-200	247.8	200	180.9			
DIN69871 30-ER32-60	107.8	60	40.9	32	50	40
DIN69871 30-ER32-100	147.8	100	80.9			
DIN69871 30-ER32-200	247.8	200	180.9			
DIN69871 30-ER40-80	127.8	80	60.9	40	63	50
DIN69871 30-ER40-100	147.8	100	80.9			
DIN69871 30-ER40-150	197.8	150	130.9			

规格说明：

DIN69871 30 – ER – 40 – 100
- L1长度 Length(L)
- 筒夹型号 Collet model
- 筒夹种类 Collet type
- 锥柄形式 Shank size

配件 Accessories

压帽 NUT	ER夹头 ER COLLET	扳手 WRENCH	拉钉 PULL STUD
X1	X1	X1	X1

特点：

◎配用ER弹性筒夹，适用于夹持铣刀、钻头、丝锥
◎使用时先把筒夹装入螺帽，再将刀具放入筒夹，然后放入刀柄并拧紧螺帽
◎适用专用扳手，不可用其它工具
◎扳手、拉钉、筒夹须另行购买
◎根据客户需要精密平衡至 G6.3/15000RPM, G2.5/30000RPM
◎ 订购时请注明刀柄的标准形式。如需进水冷却的刀柄，请标明AD/B型，如DIN69871 40AD/B-ER32-100

Features:

◎Equipped with ER spring collet, suitable for clamping milling cutters, drill bits, and taps
◎When using, the collet and nut are assembled first. In the second step, put the tool into the collet. In the third step, put the assembled device into the body and tighten the nut
◎His product is suitable for special wrenches, other types of wrenches cannot be used
◎Wrench, pull stud(retention knobs) and collet must be purchased separately
◎Can be precisely balanced according to customer needs to G6.3 /15000RPM, G2.5/30000RPM
◎Please specify the standard form of the toolholder when ordering. If you need a cooling toolholder, please specify the AD/B type, such as DIN69871 40AD/B-ER32-100

ZY-10002-II DIN69871 40-ER数控铣夹头刀柄 DIN69871.40-ER SERIES MILLING TOOLHOLDER

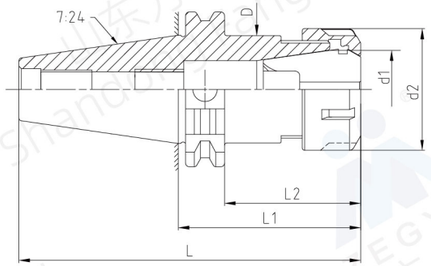

规格 Model	L (mm)	L1 (mm)	L2 (mm)	d1 (mm)	d2 (mm)	D (mm)
DIN69871 40-ER11-70	138.4	70	50.9	11	19	19
DIN69871 40-ER11-100	168.4	100	80.9			
DIN69871 40-ER11-160	228.4	160	140.9			
DIN69871 40-ER16-60	128.4	60	40.9	16	28	28
DIN69871 40-ER16-100	168.4	100	80.9			
DIN69871 40-ER16-200	268.4	200	180.9			
DIN69871 40-ER20-70	138.4	70	50.9	20	34	35
DIN69871 40-ER20-100	168.4	100	80.9			
DIN69871 40-ER20-160	228.4	160	140.9			
DIN69871 40-ER25-60	128.4	60	40.9	25	42	42
DIN69871 40-ER25-100	168.4	100	80.9			
DIN69871 40-ER25-160	228.4	160	140.9			
DIN69871 40-ER32-70	138.4	70	50.9	32	50	44
DIN69871 40-ER32-100	168.4	100	80.9			
DIN69871 40-ER32-160	228.4	160	140.9			
DIN69871 40-ER40-70	138.4	70	50.9	40	63	50
DIN69871 40-ER40-120	188.4	120	100.9			
DIN69871 40-ER40-160	228.4	160	140.9			
DIN69871 40-ER50-80	148.4	80	60.9	50	78	64

规格说明：

DIN69871 40 – ER – 32 – 100

- L1长度 Length(L)
- 筒夹型号 Collet model
- 筒夹种类 Collet type
- 锥柄形式 Shank size

配件 Accessories

压帽 NUT	ER夹头 ER COLLET	扳手 WRENCH	拉钉 PULL STUD
X1	X1	X1	X1

特点：

◎配用ER弹性筒夹，适用于夹持铣刀、钻头、丝锥
◎使用时先把筒夹装入螺帽，再将刀具放入筒夹，然后放入刀柄并拧紧螺帽
◎适用专用扳手，不可用其它工具
◎扳手、拉钉、筒夹须另行购买
◎根据客户需要精密平衡至 G6.3/15000RPM, G2.5/30000RPM
◎订购时请注明刀柄的标准形式。如需进水冷却的刀柄，请标明AD/B型，如DIN69871 40AD/B-ER32-100

Features:

◎Equipped with ER spring collet, suitable for clamping milling cutters, drill bits, and taps
◎When using, the collet and nut are assembled first. In the second step, put the tool into the collet. In the third step, put the assembled device into the body and tighten the nut
◎His product is suitable for special wrenches, other types of wrenches cannot be used
◎Wrench, pull stud(retention knobs) and collet must be purchased separately
◎Can be precisely balanced according to customer needs to G6.3 /15000RPM, G2.5/30000RPM
◎Please specify the standard form of the toolholder when ordering. If you need a cooling toolholder, please specify the AD/B type, such as DIN69871 40AD/B-ER32-100

ZY-10002-III DIN69871 50-ER数控铣夹头刀柄 DIN69871.50-ER SERIES MILLING TOOLHOLDER

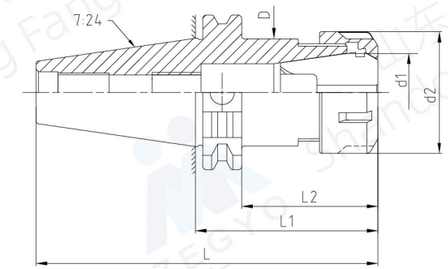

规格 Model	L(mm)	L1(mm)	L2(mm)	d1(mm)	d2(mm)	D(mm)
DIN69871 50-ER11M-100	201.75	100	80.9	11	16	16
DIN69871 50-ER11-100	201.75	100	80.9	11	19	20
DIN69871 50-ER16-70	171.75	70	50.9	16	28	28
DIN69871 50-ER16-100	201.75	100	80.9	16	28	28
DIN69871 50-ER16-200	301.75	200	180.9	16	28	28
DIN69871 50-ER20-70	171.75	70	50.9	20	34	35
DIN69871 50-ER20-100	201.75	100	80.9	20	34	35
DIN69871 50-ER20-160	261.75	160	140.9	20	34	35
DIN69871 50-ER25-70	171.75	70	50.9	25	42	42
DIN69871 50-ER25-150	251.75	150	130.9	25	42	42
DIN69871 50-ER25-200	301.75	200	180.9	25	42	42
DIN69871 50-ER32-70	171.75	70	50.9	32	50	50
DIN69871 50-ER32-150	251.75	150	130.9	32	50	50
DIN69871 50-ER32-300	401.75	300	280.9	32	50	50
DIN69871 50-ER40-70	171.75	70	50.9	40	63	63
DIN69871 50-ER40-150	251.75	150	130.9	40	63	63
DIN69871 50-ER40-300	401.75	300	280.9	40	63	63
DIN69871 50-ER50-100	201.75	100	80.9	50	78	74.5

规格说明：

DIN69871 50 – ER – 32 – 70

- L1长度 Length(L)
- 筒夹型号 Collet model
- 筒夹种类 Collet type
- 锥柄形式 Shank size

配件 Accessories

压帽 NUT	ER夹头 ER COLLET	扳手 WRENCH	拉钉 PULL STUD
X1	X1	X1	X1

特点：

◎配用ER弹性筒夹，适用于夹持铣刀、钻头、丝锥
◎使用时先把筒夹装入螺帽，再将刀具放入筒夹，然后放入刀柄并拧紧螺帽
◎适用专用扳手，不可用其它工具
◎扳手、拉钉、筒夹须另行购买
◎根据客户需要精密平衡至 G6.3/15000RPM, G2.5/30000RPM
◎订购时请注明刀柄的标准形式。如需进水冷却的刀柄，请标明AD/B型，如DIN69871 50AD/B-ER32-100

Features:

◎Equipped with ER spring collet, suitable for clamping milling cutters, drill bits, and taps
◎When using, the collet and nut are assembled first. In the second step, put the tool into the collet. In the third step, put the assembled device into the body and tighten the nut
◎His product is suitable for special wrenches, other types of wrenches cannot be used
◎Wrench, pull stud(retention knobs) and collet must be purchased separately
◎Can be precisely balanced according to customer needs to G6.3 /15000RPM, G2.5/30000RPM
◎Please specify the standard form of the toolholder when ordering. If you need a cooling toolholder, please specify the AD/B type, such as DIN69871 50AD/B-ER32-100

ZY-10003 HSK-ER数控铣夹头刀柄 HSK SERIES MILLING TOOLHOLDER

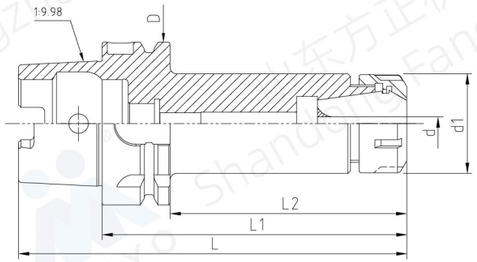

规格 Model	夹持范围d (Clamping range)	d1 (mm)	D (mm)	L (mm)	L1 (mm)	L2 (mm)
HSK50A-ER16-80	1-10	28	50	105	80	54
HSK50A-ER16-100	1-10	28	50	125	100	74
HSK50A-ER25-80	1-16	42	50	105	80	54
HSK50A-ER25-100	1-16	42	50	125	100	74
HSK50A-ER32-100	2-20	50	50	125	100	74
HSK50A-ER32-120	2-20	50	50	145	120	94
HSK63A-ER16-80	1-10	28	63	112	80	54
HSK63A-ER16-100	1-10	28	63	132	100	74
HSK63A-ER25-80	1-16	42	63	112	80	54
HSK63A-ER25-100	1-16	42	63	132	100	74
HSK63A-ER25-120	1-16	42	63	152	120	94
HSK63A-ER32-80	2-20	50	63	112	80	54
HSK63A-ER32-100	2-20	50	63	132	100	74
HSK63A-ER32-120	2-20	50	63	152	120	94
HSK63A-ER40-80	3-26	63	63	112	80	54
HSK63A-ER40-100	3-26	63	63	132	100	74
HSK63A-ER40-120	3-26	63	63	152	120	94
HSK100A-ER25-100	1-16	42	100	150	100	71
HSK100A-ER25-120	1-16	42	100	170	120	91
HSK100A-ER32-100	2-20	50	100	150	100	71
HSK100A-ER32-120	2-20	50	100	170	120	91
HSK100A-ER40-100	3-26	63	100	150	100	71
HSK100A-ER40-120	3-26	63	100	170	120	91

规格说明：

HSK63A – ER – 32 – 100

- L1长度 Length(L)
- 筒夹型号 Collet model
- 筒夹种类 Collet type
- 锥柄形式 Shank size

配件 Accessories

压帽 NUT	ER夹头 ER COLLET	扳手 WRENCH

特点：

◎螺母为预设动平衡螺母
◎整支通孔，利于出水及抗震
◎使用时先把筒夹装入螺帽，再将刀具放入筒夹，然后放入刀柄并拧紧螺帽
◎刀具装入筒夹内孔，必须超出筒夹内孔有效夹持长度，避免使用 不当造成损坏
◎筒夹和扳手需要单独订购
◎根据客户需要精密平衡至 G6.3/15000RPM, G2.5/30000RPM

Features:

◎The nut is a preset dynamic balancing nut
◎The whole through is conducive to water discharge and earthquake resistance
◎When using, the collet and nut are assembled first. In the second step, put the tool into the collet. In the third step, put the assembled device into the body and tighten the nut
◎When the tool is installed into the inner hole of the collet, it must exceed the effective clamping length of the inner hole of the collet to avoid damage caused by improper firmness
◎Collet and wrench need to be ordered separately
◎Can be precisely balanced according to customer needs to G6.3 /15000RPM, G2.5/30000RPM

ZY-10004 CAT-ER数控铣夹头刀柄 CAT-ER SERIES MILLING TOOLHOLDER

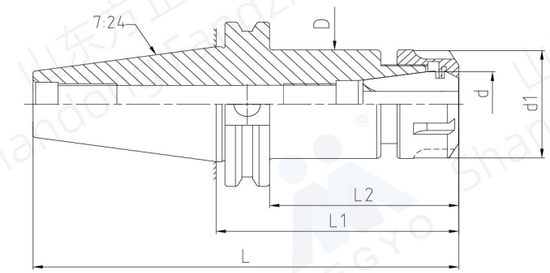

规格 Model	L (mm)	L1 (mm)	L2 (mm)	d (mm)	d1 (mm)	D (mm)
CAT40-ER11-100	168.25	100	80.95	11	19	20
CAT40-ER16-63	131.25	63	43.95	16	28	28
CAT40-ER16-150	218.25	150	130.95			
CAT40-ER20-70	138.25	70	50.95	20	34	35
CAT40-ER20-100	168.25	100	80.95			
CAT40-ER25-70	138.25	70	50.95	25	42	42
CAT40-ER25-100	168.25	100	80.95			
CAT40-ER25-150	218.25	150	130.95			
CAT40-ER32-70	138.25	70	50.95	32	50	44.45
CAT40-ER32-100	168.25	100	80.95			
CAT40-ER32-150	218.25	150	130.95			
CAT40-ER40-70	138.25	70	50.95	40	63	50
CAT40-ER40-100	168.25	100	80.95			
CAT40-ER40-150	218.25	150	130.95			
CAT40-ER50-80	148.25	80	60.95	50	78	64
CAT40-ER50-100	168.25	100	80.95			
CAT50-ER11-100	201.6	100	80.95	11	19	20
CAT50-ER16-70	171.6	70	50.95	16	28	28
CAT50-ER16-135	236.6	135	115.95			
CAT50-ER20-70	171.6	70	50.95	20	34	35
CAT50-ER20-165	266.6	165	145.95			
CAT50-ER25-70	171.6	70	50.95	25	42	42
CAT50-ER25-165	266.6	165	145.95			
CAT50-ER32-70	171.6	70	50.95	32	50	50
CAT50-ER32-100	201.6	100	80.95			
CAT50-ER40-80	181.6	80	60.95	40	63	60
CAT50-ER40-150	251.6	150	130.95			
CAT50-ER50-90	191.6	90	70.95	50	78	70
CAT50-ER50-120	221.6	120	100.95			

规格说明：

CAT40 – ER – 32 – 70

- L1长度 Length(L)
- 筒夹型号 Collet model
- 筒夹种类 Collet type
- 锥柄形式 Shank size

配件 Accessories

压帽 NUT	ER夹头 ER COLLET	扳手 WRENCH	拉钉 PULL STUD

特点：

◎配用ER弹性筒夹，适用于夹持铣刀、钻头、丝锥
◎使用时先把筒夹装入螺帽，再将刀具放入筒夹，然后放入刀柄并拧紧螺帽
◎适用专用扳手，不可用其它工具
◎扳手、拉钉、筒夹须另行购买
◎根据客户需要精密平衡至 G6.3/15000RPM, G2.5/30000RPM

Features:

◎Equipped with ER spring collet, suitable for clamping milling cutters, drill bits, and taps
◎When using, the collet and nut are assembled first. In the second step, put the tool into the collet. In the third step, put the assembled device into the body and tighten the nut
◎His product is suitable for special wrenches, other types of wrenches cannot be used
◎Wrench, pull stud(retention knobs) and collet must be purchased separately
◎Can be precisely balanced according to customer needs to G6.3 /15000RPM, G2.5/30000RPM

ZY-10005 DIN2080-ER数控铣夹头刀柄 DIN2080-ER SERIES MILLING TOOLHOLDER

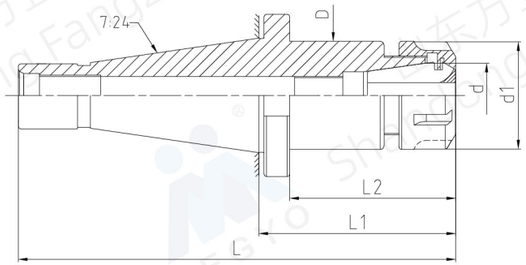

规格 Model	L (mm)	L1 (mm)	L2 (mm)	d (mm)	d1 (mm)	D (mm)
DIN2080 30-ER11-50	118.4	50	40.4	11	19	20
DIN2080 30-ER16-63	131.4	63	53.4	16	28	28
DIN2080 30-ER20-63	131.4	63	53.4	20	34	35
DIN2080 30-ER25-63	131.4	63	53.4	25	42	42
DIN2080 30-ER32-63	131.4	63	53.4	32	50	50
DIN2080 30-ER40-75	143.4	75	65.4	40	63	50
DIN2080 40-ER11-70	163.4	70	58.4	11	19	20
DIN2080 40-ER11-100	193.4	100	88.4	11	19	20
DIN2080 40-ER16-63	156.4	63	51.4	16	28	28
DIN2080 40-ER16-100	193.4	100	88.4	16	28	28
DIN2080 40-ER20-60	153.4	60	48.4	20	34	35
DIN2080 40-ER25-60	153.4	60	48.4	25	42	42
DIN2080 40-ER32-70	163.4	70	58.4	32	50	50
DIN2080 40-ER40-60	153.4	60	48.4	40	63	60
DIN2080 40-ER40-80	173.4	80	68.4	40	63	60
DIN2080 40-ER50-100	193.4	100	88.4	50	78	62
DIN2080 50-ER16-63	189.8	63	47.8	16	28	28
DIN2080 50-ER16-100	226.8	100	84.8	16	28	28
DIN2080 50-ER16-160	286.8	160	144.8	16	28	28
DIN2080 50-ER20-60	186.8	60	44.8	20	34	35
DIN2080 50-ER25-60	186.8	60	44.8	20	42	42
DIN2080 50-ER32-63	189.8	63	47.8	32	50	50
DIN5080 50-ER40-80	206.8	80	64.8	40	63	63
DIN2080 50-ER50-90	216.8	90	74.8	50	78	70

规格说明：

DIN2080 40 – ER – 32 – 70

- 70：L1长度 Length(L)
- 32：筒夹型号 Collet model
- ER：筒夹种类 Collet type
- DIN2080 40：锥柄形式 Shank size

配件 Accessories

特点：

◎配用ER弹性筒夹，适用于夹持铣刀、钻头、丝锥
◎使用时先把筒夹装入螺帽，再将刀具放入筒夹，然后放入刀柄并拧紧螺帽
◎适用专用扳手，不可用其它工具
◎扳手、筒夹须另行购买
◎根据客户需要精密平衡至 G6.3/15000RPM, G2.5/30000RPM

Features:

◎Equipped with ER spring collet, suitable for clamping milling cutters, drill bits, and taps
◎When using, the collet and nut are assembled first. In the second step, put the tool into the collet. In the third step, put the assembled device into the body and tighten the nut
◎His product is suitable for special wrenches, other types of wrenches cannot be used
◎Wrench, pull stud(retention knobs) and collet must be purchased separately
◎Can be precisely balanced according to customer needs to G6.3 /15000RPM, G2.5/30000RPM

ZY-10006 ISO-ER数控铣夹头刀柄 ISO SERIES MILLING TOOLHOLDER

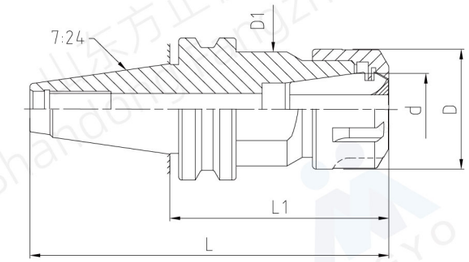

规格 Model	L	L1	d	D	D1
ISO30-ER32-45	92.8	45	32	50	45
ISO30-ER32-60	107.8	60	32	50	45
ISO30-ER32-100	147.8	100	32	50	45

规格说明：

ISO30 – ER – 32 – 60

- 60：L1长度 Length(L)
- 32：筒夹型号 Collet model
- ER：筒夹种类 Collet type
- ISO30：锥柄形式 Shank size

配件 Accessories

特点：

◎配用ER弹性筒夹，适用于夹持铣刀、钻头、丝锥
◎使用时先把筒夹装入螺帽，再将刀具放入筒夹，然后放入刀柄并拧紧螺帽
◎适用专用扳手，不可用其它工具
◎扳手、拉钉、筒夹须另行购买
◎根据客户需要精密平衡至 G6.3/15000RPM, G2.5/30000RPM

Features:

◎Equipped with ER spring collet, suitable for clamping milling cutters, drill bits, and taps
◎When using, the collet and nut are assembled first. In the second step, put the tool into the collet. In the third step, put the assembled device into the body and tighten the nut
◎His product is suitable for special wrenches, other types of wrenches cannot be used
◎Wrench, pull stud(retention knobs) and collet must be purchased separately
◎Can be precisely balanced according to customer needs to G6.3 /15000RPM, G2.5/30000RPM

ZY-10007 BT-APU钻夹头系列 BT-APU SERIES DRILL CHUCK HODLER

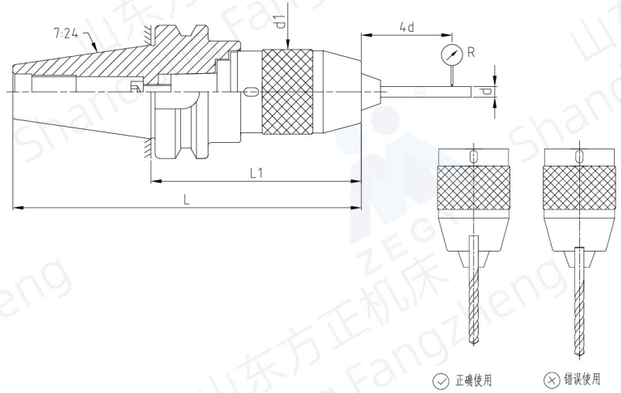

订货时请注明BT系列还是BBT系列例如：BT40-APU13或BBT40-APU13
When ordering, please specify BT series or BBT series, for example BT40-APU13 or BBT40-APU13

规格 Model	L (mm)	L1 (mm)	范围 d(mm) (Clamping range)	d1 (mm)	R1 (mm)	R2 (mm)
★ (BBT)BT30-APU08-85	133.4	85	0.5~8	37	0.08	0.12
(BBT)BT30-APU10-95	143.4	95	1~10	42		
★ (BBT)BT30-APU13-110	158.4	110	1~13	49		
★ (BBT)BT30-APU16-125	173.4	125	1~16	54		
★ (BBT)BT40-APU08-90	155.4	90	0.5~8	37		
★ (BBT)BT40-APU10-95	160.4	95	1~10	42		
★ (BBT)BT40-APU13-100	165.4	100	1~13	49		
★ (BBT)BT40-APU16-105	170.4	105	1~16	54		
(BBT)BT40-APU16-130	195.4	130	1~16	54		
★ (BBT)BT50-APU08-95	196.8	95	0.5~8	37		
★ (BBT)BT50-APU13-115	216.8	115	1~13	49		
★ (BBT)BT50-APU16-120	221.8	120	1~16	54		
★ (BBT)BT50-APU20-130	231.8	130	5~20	58		

提示：带有★标记的为默认长度，激光蚀刻不包含长度，例如BT40-APU13-100,激光蚀刻BT40-APU13
Tip: The length marked with ★ is the default length,
and the laser etching does not include the length, such as BT40-APU13-100 etching BT40-APU13

规格说明：

BT40 – APU – 13 – 100
- L1长度 Length(L)
- 最大夹持直径 Maximum clamping diameter
- 工作部分 Working part
- 锥柄形式 Shank size

配件 Accessories

特点：

◎内部用螺纹结构，不会出现夹头脱落现象
◎用于钻头、铰刀等夹持，不用于丝锥和铣刀夹持
◎一体刀柄缩短刀具长度，提高加工精度，增加使用寿命
◎有自锁功能，附带专用扳手，请勿用其它工具
◎扳手、拉钉须另行购买

Features:

◎The internal thread structure prevents the chuck from falling off
◎Used for clamping drill bits, reamers, etc., not for taps and milling cutters
◎Integrated tool holder shortens tool length, improves processing accuracy and increases service life
◎It has self-locking function and comes with a special wrench. Please do not use other wrench
◎Wrench and pull stud(retention knobs) must be purchased separately

ZY-10008 DIN69871-APU钻夹头系列 DIN69871-APU SERIES DRILL CHUCK HODLER

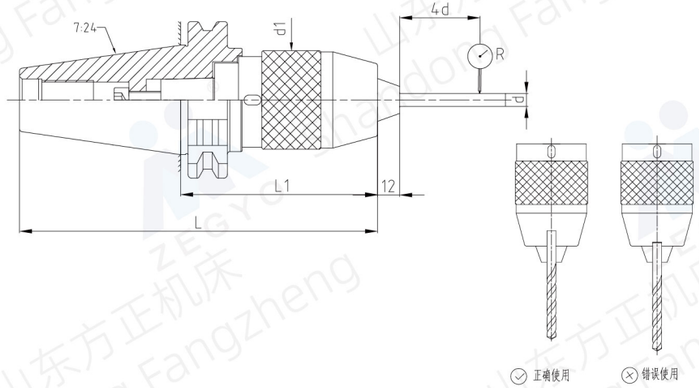

规格 Model	L (mm)	L1 (mm)	范围 d(mm) (Clamping range)	d1 (mm)	R1 (mm)	R2 (mm)
DIN69871 30-APU08-95	142.8	95	0.5~8	37	0.08	0.12
DIN69871 30-APU10-110	157.8	110	1~10	41		
DIN69871 30-APU13-125	172.8	125	1~13	49		
DIN69871 30-APU16-130	177.8	130	1~16	54		
DIN69871 40-APU08-75	143.4	75	0.5~8	37		
DIN69871 40-APU10-105	173.4	105	1~10	42		
DIN69871 40-APU13-100	168.4	100	1~13	49		
DIN69871 40-APU13-120	188.4	120	1~13	49		
DIN69871 40-APU16-115	183.4	115	1~16	54		
DIN69871 50-APU08-90	191.75	90	0.5~8	37		
DIN69871 50-APU13-115	216.75	115	1~13	49		
DIN69871 50-APU16-120	221.75	120	1~16	54		

规格说明：

DIN69871 40 – APU – 32 – 100
- L1长度 Length(L)
- 最大夹持直径 Maximum clamping diameter
- 工作部分 Working part
- 锥柄形式 Shank size

配件 Accessories

特点：

◎内部用螺纹结构，不会出现夹头脱落现象
◎用于钻头、铰刀等夹持，不用于丝锥和铣刀夹持
◎一体刀柄缩短刀具长度，提高加工精度，增加使用寿命
◎有自锁功能，附带专用扳手，请勿用其它工具
◎扳手、拉钉须另行购买

Features:

◎The internal thread structure prevents the chuck from falling off
◎Used for clamping drill bits, reamers, etc., not for taps and milling cutters
◎Integrated tool holder shortens tool length, improves processing accuracy and increases service life
◎It has self-locking function and comes with a special wrench. Please do not use other wrench
◎Wrench and pull stud(retention knobs) must be purchased separately

ZY-10009 HSK63A-APU钻夹头系列 HSK-APU SERIES DRILL CHUCK HODLER

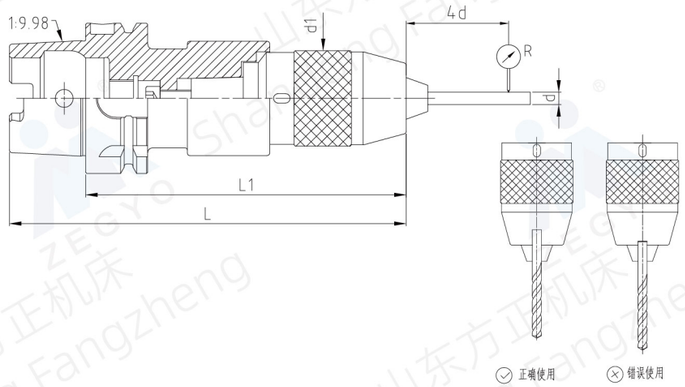

规格 Model	L (mm)	L1 (mm)	范围 d(mm) (Clamping range)	d1 (mm)	R1 (mm)	R2 (mm)
HSK63A-APU08-120	152	120	0.5~8	37	0.08	0.12
HSK63A-APU13-150	182	150	1~13	49		
HSK63A-APU16-165	197	165	1~16	54		

规格说明：

HSK63A – APU – 13 – 150

- L1长度 Length(L)
- 最大夹持直径 Maximum clamping diameter
- 工作部分 Working part
- 锥柄形式 Shank size

配件 Accessories

X1

扳手
WRENCH

特点：

◎内部用螺纹结构，不会出现夹头脱落现象
◎用于钻头、铰刀等夹持，不用于丝锥和铣刀夹持
◎一体刀柄缩短刀具长度，提高加工精度，增加使用寿命
◎有自锁功能，附带专用扳手，请勿用其它工具
◎扳手须另行购买

Features:

◎The internal thread structure prevents the chuck from falling off
◎Used for clamping drill bits, reamers, etc., not for taps and milling cutters
◎Integrated tool holder shortens tool length, improves processing accuracy and increases service life
◎It has self-locking function and comes with a special wrench. Please do not use other wrench
◎Wrench must be purchased separately

ZY-10010 CAT-APU钻夹头系列 CAT-APU SERIES DRILL CHUCK HODLER

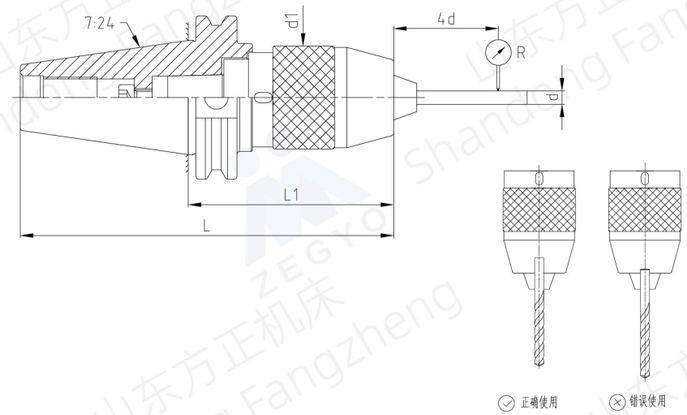

规格 Model	L (mm)	L1 (mm)	范围 d(mm) (Clamping range)	d1 (mm)	R1 (mm)	R2 (mm)
CAT40-APU08-75	143.25	75	0.5~8	37	0.08	0.12
CAT40-APU10-105	173.25	105	1~10	42		
CAT40-APU13-110	178.25	110	1~13	49		
CAT40-APU16-110	178.25	110	1~16	54		
CAT50-APU13-115	216.6	115	1~13	49		
CAT50-APU16-120	221.6	120	1~16	54		

规格说明：

CAT40 – APU – 32 – 115

- L1长度 Length(L)
- 最大夹持直径 Maximum clamping diameter
- 工作部分 Working part
- 锥柄形式 Shank size

配件 Accessories

X1

拉钉
PULL STUD

X1

扳手
WRENCH

特点：

◎内部用螺纹结构，不会出现夹头脱落现象
◎用于钻头、铰刀等夹持，不用于丝锥和铣刀夹持
◎一体刀柄缩短刀具长度，提高加工精度，增加使用寿命
◎有自锁功能，附带专用扳手，请勿用其它工具
◎扳手、拉钉须另行购买

Features:

◎The internal thread structure prevents the chuck from falling off
◎Used for clamping drill bits, reamers, etc., not for taps and milling cutters
◎Integrated tool holder shortens tool length, improves processing accuracy and increases service life
◎It has self-locking function and comes with a special wrench. Please do not use other wrench
◎Wrench and pull stud(retention knobs)must be purchased separately

ZY-10011 DIN2080-APU钻夹头系列 DIN2080-APU SERIES DRILL CHUCK HODLER

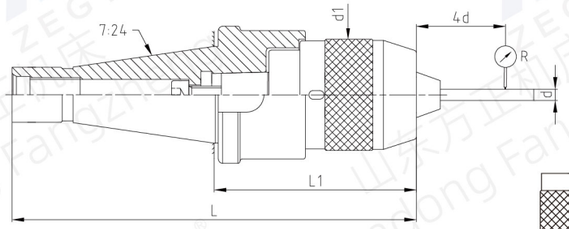

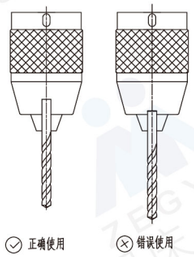

规格 Model	L (mm)	L1 (mm)	范围 d(mm) (Clamping range)	D (mm)	R1 (mm)	R2 (mm)
DIN2080 30-APU08-80	148.4	80	0.5~8	37	0.08	0.12
DIN2080 30-APU10-95	163.4	95	1~10	42		
DIN2080 30-APU13-105	173.4	105	1~13	49		
DIN2080 30-APU16-115	183.4	115	1~16	54		
DIN2080 40-APU13-115	208.4	115	1~13	49		
DIN2080 40-APU16-115	208.4	115	1~16	54		
DIN2080 50-APU13-100	226.8	100	1~13	49		
DIN2080 50-APU16-110	236.8	110	1~16	54		

规格说明：

DIN2080 30 – APU – 13 – 105

- L1长度 Length(L)
- 最大夹持直径 Maximum clamping diameter
- 工作部分 Working part
- 锥柄形式 Shank size

配件 Accessories

X1
扳手
WRENCH

特点：

◎内部用螺纹结构，不会出现夹头脱落现象
◎用于钻头、铰刀等夹持，不用于丝锥和铣刀夹持
◎一体刀柄缩短刀具长度，提高加工精度，增加使用寿命
◎有自锁功能，附带专用扳手，请勿用其它工具
◎扳手须另行购买

Features:

◎The internal thread structure prevents the chuck from falling off
◎Used for clamping drill bits, reamers, etc., not for taps and milling cutters
◎Integrated tool holder shortens tool length, improves processing accuracy and increases service life
◎It has self-locking function and comes with a special wrench. Please do not use other wrench
◎Wrench must be purchased separately

ZY-10012-I BT30-SLN侧固式铣刀杆 BT-SLN SIDE LOCK END MILL HOLDER

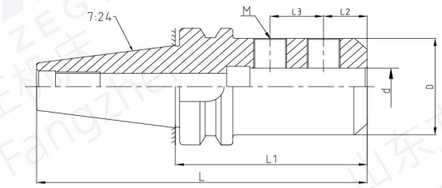

订货时请注明BT系列还是BBT系列例如：BT30-SLN16-100或BBT30-SLN16-100
When ordering, please specify BT series or BBT series, for example BT30-SLN16-100 or BBT30-SLN16-100

规格 Model	L (mm)	L1 (mm)	L2 (mm)	L3 (mm)	d (mm)	D (mm)	M (mm)
(BBT)BT30-SLN6-50	98.4	50	18		6	25	M6
(BBT)BT30-SLN6-100	148.4	100					
(BBT)BT30-SLN8-50	98.4	50			8	28	M8
(BBT)BT30-SLN8-100	148.4	100					
(BBT)BT30-SLN10-50	98.4	50	20		10	35	M10
(BBT)BT30-SLN10-100	148.4	100					
(BBT)BT30-SLN12-63	111.4	63	22.5		12	40	M12
(BBT)BT30-SLN12-100	148.4	100					
(BBT)BT30-SLN14-55	103.4	55			14	42	
(BBT)BT30-SLN14-100	148.4	100					
(BBT)BT30-SLN16-63	111.4	63	24		16	44	M16
(BBT)BT30-SLN16-100	148.4	100					
(BBT)BT30-SLN18-63	111.4	63			18	46	
(BBT)BT30-SLN18-100	148.4	100					
(BBT)BT30-SLN20-70	118.4	70	25		20	50	
(BBT)BT30-SLN20-100	148.4	100					
(BBT)BT30-SLN25-100	148.4	100	24	25	25	53	
(BBT)BT30-SLN25-120	168.4	120					
(BBT)BT30-SLN32-100	148.4	100	24	28	32	61	
(BBT)BT30-SLN40-110	158.4	110	30	32	40	73	

规格说明：

BT30 – SLN – 32 – 100

- L1长度 Length(L)
- 孔直径 Hole size
- 功能代号 Function code
- 锥柄形式 Shank size

配件 Accessories

X1
拉钉
PULL STUD

特点：

◎孔径公差H5
◎刚性夹持，用于重切削
◎装入刀具时，刀具的槽口平面部分与刀柄的侧固螺钉对齐，强力锁定
◎拉钉须另行购买

Features:

◎Aperture tolerance: H5
◎Rigid clamping for heavy cutting
◎When inserting the tool, the notch of the tool is aligned with the side fixing screw of the tool handle to lock it strongly
◎Pull stud(retention knobs) must be purchased separately

ZY-10012-II BT40-SLN侧固式铣刀杆 BT-SLN SIDE LOCK END MILL HOLDER

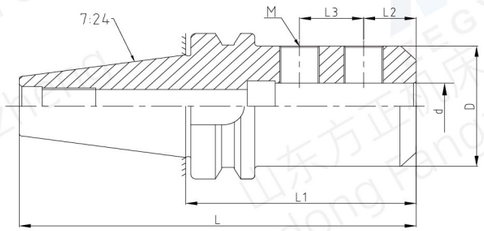

订货时请注明BT系列还是BBT系列例如：BT40-SLN16-100或BBT40-SLN16-100
When ordering, please specify BT series or BBT series, for example BT40-SLN16-100 or BBT40-SLN16-100

规格 Model	L (mm)	L1 (mm)	L2 (mm)	L3 (mm)	d (mm)	D (mm)	M
(BBT)BT40-SLN6-50	115.4	50	18		6	25	M6
(BBT)BT40-SLN6-100	165.4	100					
(BBT)BT40-SLN6-160	225.4	160					
(BBT)BT40-SLN8-60	125.4	60			8	28	M8
(BBT)BT40-SLN8-100	165.4	100					
(BBT)BT40-SLN8-160	225.4	160					
(BBT)BT40-SLN10-63	128.4	63	20		10	35	M10
(BBT)BT40-SLN10-100	165.4	100					
(BBT)BT40-SLN10-200	265.4	200					
(BBT)BT40-SLN12-63	128.4	63	22.5		12	40	M12
(BBT)BT40-SLN12-100	165.4	100					
(BBT)BT40-SLN12-200	265.4	200					
(BBT)BT40-SLN14-63	128.4	63			14	42	
(BBT)BT40-SLN14-100	165.4	100					
(BBT)BT40-SLN14-160	225.4	160					
(BBT)BT40-SLN16-63	128.4	63	24		16	44	M16
(BBT)BT40-SLN16-100	165.4	100					
(BBT)BT40-SLN16-200	265.4	200					
(BBT)BT40-SLN18-63	128.4	63			18	46	
(BBT)BT40-SLN18-100	165.4	100					
(BBT)BT40-SLN18-160	225.4	160					
(BBT)BT40-SLN20-63	128.4	63	25		20	50	
(BBT)BT40-SLN20-100	165.4	100					
(BBT)BT40-SLN20-200	265.4	200					
(BBT)BT40-SLN25-90	155.4	90	24	25	25	53	
(BBT)BT40-SLN25-100	165.4	100					
(BBT)BT40-SLN25-200	265.4	200					
(BBT)BT40-SLN32-100	165.4	100		28	32	61	
(BBT)BT40-SLN32-150	215.4	150					
(BBT)BT40-SLN32-200	265.4	200					
(BBT)BT40-SLN40-100	165.4	100	30	32	40	73	
(BBT)BT40-SLN40-120	185.4	120					

规格说明：

BT40 – SLN – 32 – 100
- 100: L1长度 Length(L)
- 32: 孔直径 Hole size
- SLN: 功能代号 Function code
- BT40: 锥柄形式 Shank size

配件 Accessories

X1
拉钉
PULL STUD

特点：

◎孔径公差H5
◎刚性夹持，用于重切削
◎装入刀具时，刀具的槽口平面部分与刀柄的侧固螺钉对齐，强力锁定
◎拉钉须另行购买

Features:

◎Aperture tolerance: H5
◎Rigid clamping for heavy cutting
◎When inserting the tool, the notch of the tool is aligned with the side fixing screw of the tool handle to lock it strongly
◎Pull stud(retention knobs) must be purchased separately

ZY-10012-III BT50-SLN侧固式铣刀杆 BT-SLN SIDE LOCK END MILL HOLDER

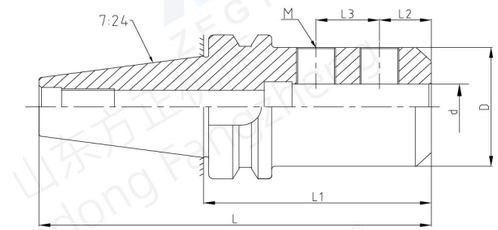

订货时请注明BT系列还是BBT系列例如：BT50-SLN16-100或BBT50-SLN16-100
When ordering, please specify BT series or BBT series, for example BT50-SLN16-100 or BBT50-SLN16-100

规格 Model	L (mm)	L1 (mm)	L2 (mm)	L3 (mm)	d (mm)	D (mm)	M
(BBT)BT50-SLN6-63	164.8	63	18		6	25	M6
(BBT)BT50-SLN6-100	201.8	100					
(BBT)BT50-SLN8-63	164.8	63			8	28	M8
(BBT)BT50-SLN8-100	201.8	100					
(BBT)BT50-SLN10-63	164.8	63	20		10	35	M10
(BBT)BT50-SLN10-100	201.8	100					
(BBT)BT50-SLN10-160	261.8	160					
(BBT)BT50-SLN12-80	181.8	80	23		12	40	M12
(BBT)BT50-SLN12-100	201.8	100					
(BBT)BT50-SLN14-80	181.8	80			14	42	
(BBT)BT50-SLN14-100	201.8	100					
(BBT)BT50-SLN14-130	231.8	130					
(BBT)BT50-SLN16-80	181.8	80	24		16	44	M16
(BBT)BT50-SLN16-100	201.8	100					
(BBT)BT50-SLN16-160	261.8	160					
(BBT)BT50-SLN18-80	181.8	80			18	46	
(BBT)BT50-SLN18-100	201.8	100					
(BBT)BT50-SLN20-80	181.8	80	25		20	50	
(BBT)BT50-SLN20-100	201.8	100					
(BBT)BT50-SLN20-300	401.8	300					
(BBT)BT50-SLN25-100	201.8	100	24	25	25	53	
(BBT)BT50-SLN25-200	301.8	200					
(BBT)BT50-SLN25-300	401.8	300					
(BBT)BT50-SLN32-100	201.8	100		28	32	61	
(BBT)BT50-SLN32-150	251.8	150					
(BBT)BT50-SLN32-300	401.8	300					
(BBT)BT50-SLN40-110	211.8	110	30	32	40	80	
(BBT)BT50-SLN40-200	301.8	200					
(BBT)BT50-SLN50-150	251.8	150	35	35	50	98	M24X2

规格说明：

BT50 – SLN – 32 – 100
- 100: L1长度 Length(L)
- 32: 孔直径 Hole size
- SLN: 功能代号 Function code
- BT50: 锥柄形式 Shank size

配件 Accessories

X1
拉钉
PULL STUD

特点：

◎刚性夹持，用于重切削
◎孔径公差H5
◎侧固式刀柄被用作刀具的工具刀柄
◎装入刀具时，刀具的槽口平面部分与刀柄的侧固螺钉对齐，强力锁定
◎拉钉须另行购买

Features:

◎Basic Toolholder Shanks reference standard: DIN69871
◎Aperture tolerance: H5
◎Rigid clamping for heavy cutting
◎When inserting the tool, the notch of the tool is aligned with the side fixing screw of the tool handle to lock it strongly
◎Pull stud(retention knobs) must be purchased separately

ZY-10013-I DIN69871 30-SLN侧固式铣刀杆 DIN69871.A 30-SLN SIDE LOCK END MILL HOLDER

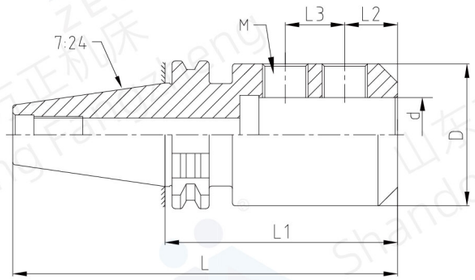

规格 Model	L (mm)	L1 (mm)	L2 (mm)	L3 (mm)	d (mm)	D (mm)	M
DIN69871 30-SLN06-50	97.8	50	18		6	25	M6
DIN69871 30-SLN06-100	147.8	100					
DIN69871 30-SLN08-50	97.8	50			8	28	M8
DIN69871 30-SLN08-100	147.8	100	18				
DIN69871 30-SLN10-60	107.8	60	20		10	35	M10
DIN69871 30-SLN10-80	127.8	80					
DIN69871 30-SLN10-100	147.8	100					
DIN69871 30-SLN12-65	112.8	65	22.5		12	40	M12
DIN69871 30-SLN12-70	117.8	70					
DIN69871 30-SLN12-100	147.8	100					
DIN69871 30-SLN14-65	112.8	65			14	42	
DIN69871 30-SLN16-70	117.8	70	24		16	44	M16
DIN69871 30-SLN16-100	147.8	100					
DIN69871 30-SLN18-70	117.8	70			18	46	
DIN69871 30-SLN20-70	117.8	70			20	50	
DIN69871 30-SLN20-100	147.8	100					
DIN69871 30-SLN22-100	147.8	100		25	22	52	

规格说明：

DIN69871 30 – SLN – 12 – 100

- L1长度 Length(L)
- 孔直径 Hole size
- 功能代号 Function code
- 锥柄形式 Shank size

配件 Accessories

X1

拉钉
PULL STUD

特点：

◎刚性夹持，用于重切削
◎孔径公差H5
◎侧固式刀柄被用作刀具的工具刀柄
◎装入刀具时，刀具的槽口平面部分与刀柄的侧固螺钉对齐，强力锁定
◎拉钉须另行购买

Features:

◎Basic Toolholder Shanks reference standard: DIN69871
◎Aperture tolerance: H5
◎Rigid clamping for heavy cutting
◎When inserting the tool, the notch of the tool is aligned with the side fixing screw of the tool handle to lock it strongly
◎Pull stud(retention knobs) must be purchased separately

ZY-10013-II DIN69871 40-SLN侧固式铣刀杆 DIN69871 40-SLN SIDE LOCK END MILL HOLDER

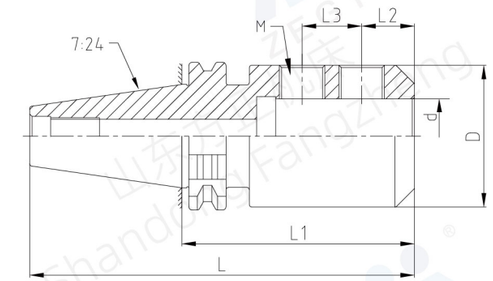

规格 Model	L (mm)	L1 (mm)	L2 (mm)	L3 (mm)	d (mm)	D (mm)	M
DIN69781 40-SLN06-50	118.4	50	18		6	25	M6
DIN69781 40-SLN06-150	218.4	150					
DIN69781 40-SLN08-50	118.4	50			8	28	M8
DIN69781 40-SLN08-100	168.4	100					
DIN69781 40-SLN10-50	118.4	50	20		10	35	M10
DIN69781 40-SLN10-100	168.4	100					
DIN69781 40-SLN12-50	118.4	50	22.5		12	40	M12
DIN69781 40-SLN12-100	168.4	100					
DIN69781 40-SLN14-50	118.4	50			14	42	
DIN69781 40-SLN14-100	168.4	100					
DIN69781 40-SLN16-63	131.4	63	24		16	44	M16
DIN69781 40-SLN16-160	228.4	160					
DIN69781 40-SLN16-200	268.4	200					
DIN69781 40-SLN18-63	131.4	63			18	46	
DIN69781 40-SLN18-100	168.4	100					
DIN69781 40-SLN20-63	131.4	63			20	50	
DIN69781 40-SLN20-150	218.4	150					
DIN69781 40-SLN20-200	268.4	200					
DIN69781 40-SLN22-100	168.4	100		25	22	52	
DIN69781 40-SLN22-160	228.4	160					
DIN69781 40-SLN25-100	168.4	100			25	53	
DIN69781 40-SLN25-160	228.4	160					
DIN69781 40-SLN25-200	268.4	200					
DIN69781 40-SLN32-100	168.4	100		28	32	61	
DIN69781 40-SLN32-160	228.4	160					
DIN69781 40-SLN32-200	268.4	200					
DIN69781 40-SLN40-120	188.4	120	30	32	40	73	
DIN69781 40-SLN40-150	218.4	150					

规格说明：

DIN69871 40 – SLN – 12 – 100

- L1长度 Length(L)
- 孔直径 Hole size
- 功能代号 Function code
- 锥柄形式 Shank size

配件 Accessories

X1

拉钉
PULL STUD

特点：

◎刚性夹持，用于重切削
◎孔径公差H5
◎侧固式刀柄被用作刀具的工具刀柄
◎装入刀具时，刀具的槽口平面部分与刀柄的侧固螺钉对齐，强力锁定
◎拉钉须另行购买

Features:

◎Basic Toolholder Shanks reference standard: DIN69871
◎Aperture tolerance: H5
◎Rigid clamping for heavy cutting
◎When inserting the tool, the notch of the tool is aligned with the side fixing screw of the tool handle to lock it strongly
◎Pull stud(retention knobs) must be purchased separately

ZY-10013-III DIN69871 50-SLN侧固式铣刀杆 DIN69871 50-SLN SIDE LOCK END MILL HOLDER

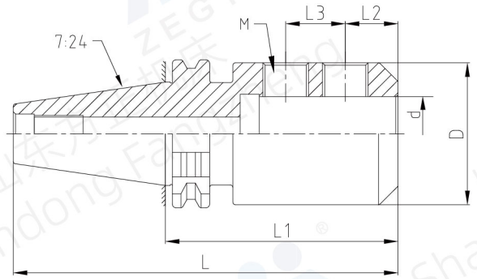

规格 Model	L (mm)	L1 (mm)	L2 (mm)	L3 (mm)	d (mm)	D (mm)	M
DIN69871 50-SLN06-63	164.75	63	18		6	25	M6
DIN69871 50-SLN06-100	201.75	100					
DIN69871 50-SLN08-63	164.75	63			8	28	M8
DIN69871 50-SLN08-100	201.75	100					
DIN69871 50-SLN10-63	164.75	63	20		10	35	M10
DIN69871 50-SLN10-100	201.75	100					
DIN69871 50-SLN12-63	164.75	63	23		12	40	M12
DIN69871 50-SLN12-100	201.75	100					
DIN69871 50-SLN14-63	164.75	63			14	42	
DIN69871 50-SLN14-100	201.75	100					
DIN69871 50-SLN16-63	164.75	63	24		16	44	M16
DIN69871 50-SLN16-150	251.75	150					
DIN69871 50-SLN18-63	164.75	63			18	46	
DIN69871 50-SLN18-80	181.75	80					
DIN69871 50-SLN20-63	164.75	63	25		20	50	
DIN69871 50-SLN20-200	301.75	200					
DIN69871 50-SLN25-80	181.75	80	24	25	25	53	
DIN69871 50-SLN25-100	201.75	100					
DIN69871 50-SLN25-200	301.75	200					
DIN69871 50-SLN32-100	201.75	100	24	28	32	61	
DIN69871 50-SLN32-160	261.75	100					
DIN69871 50-SLN32-200	301.75	200					
DIN69871 50-SLN40-110	211.75	110	30	32	40	80	
DIN69871 50-SLN40-160	261.75	160					
DIN69871 50-SLN50-120	221.75	120	35	35	50	98	M24
DIN69871 50-SLN50-150	251.75	150					

规格说明：

DIN69871 50 – SLN – 12 – 100

- 锥柄形式 Shank size
- 功能代号 Function code
- 孔直径 Hole size
- L1长度 Length(L)

配件 Accessories

X1

拉钉
PULL STUD

特点：

◎刚性夹持，用于重切削
◎孔径公差H5
◎侧固式刀柄被用作刀具的工具刀柄
◎装入刀具时，刀具的槽口平面部分与刀柄的侧固螺钉对齐，强力锁定
◎拉钉须另行购买

Features:

◎Basic Toolholder Shanks reference standard: DIN69871
◎Aperture tolerance: H5
◎Rigid clamping for heavy cutting
◎When inserting the tool, the notch of the tool is aligned with the side fixing screw of the tool handle to lock it strongly
◎Pull stud(retention knobs) must be purchased separately

ZY-10014 HSK A-SLN侧固式铣刀杆 HSK A-SLN SIDE LOCK END MILL HOLDER

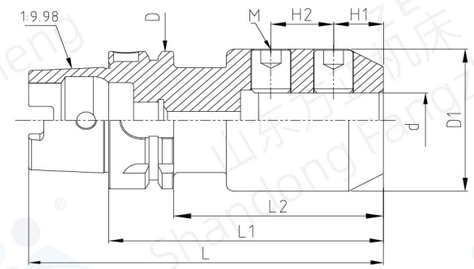

型号 Model	L (mm)	L1 (mm)	L2 (mm)	d (mm)	D (mm)	D1 (mm)	H1 (mm)	H2 (mm)	M
HSK50A-SLN6-65	90	65	39	6	50	25	18		M6
HSK50A-SLN8-65	90	65	39	8		28	18		M8
HSK50A-SLN10-65	90	65	39	10		35	20		M10
HSK50A-SLN12-80	105	80	54	12		40	22.5		M12
HSK50A-SLN14-80	105	80	54	14		42	22.5		
HSK50A-SLN16-80	105	80	54	16		44	24		M16
HSK50A-SLN18-80	105	80	64	18		46	24		
HSK50A-SLN20-80	105	80	64	20		50	25		
HSK63A-SLN6-65	97	65	39	6	63	25	18		M6
HSK63A-SLN8-65	97	65	39	8		28	18		M8
HSK63A-SLN10-80	112	80	54	10		35	20		M10
HSK63A-SLN12-80	112	80	54	12		40	22.5		M12
HSK63A-SLN14-80	112	80	54	14		42	22.5		
HSK63A-SLN16-80	112	80	54	16		44	24		M16
HSK63A-SLN18-80	112	80	54	18		46	24		
HSK63A-SLN20-80	112	80	54	20		50	25		
HSK63A-SLN25-110	142	110	84	25		53	24	25	
HSK63A-SLN32-110	142	110	84	32		61	24	28	
HSK100A-SLN6-80	130	80	51	6	100	25	18		M6
HSK100A-SLN8-80	130	80	51	8		28	18		M8
HSK100A-SLN10-80	130	80	51	10		35	20		M10
HSK100A-SLN12-80	130	80	51	12		40	22.5		M12
HSK100A-SLN14-80	130	80	51	14		42	22.5		
HSK100A-SLN16-100	150	100	71	16		44	24		M16
HSK100A-SLN18-100	150	100	71	18		46	24		
HSK100A-SLN20-100	150	100	71	20		50	25		
HSK100A-SLN25-100	150	100	71	25		53	24	25	
HSK100A-SLN32-100	170	100	71	32		61	24	28	
HSK100A-SLN40-120	170	120	91	40		80	30	32	

规格说明：

HSK63A – SLN – 12 – 100

- 锥柄形式 Shank size
- 功能代号 Function code
- 孔直径 Hole size
- L1长度 Length(L)

特点：

◎刚性夹持，用于重切削
◎孔径公差H5
◎刀杆有预设标准动平衡G6.3
◎装入刀具时，刀具的槽口平面部分与刀柄的侧固螺钉对齐，强力锁定

Features:

◎Basic Toolholder Shanks reference standard: DIN69871
◎Aperture tolerance: H5
◎Rigid clamping for heavy cutting
◎When inserting the tool, the notch of the tool is aligned with the side fixing screw of the tool handle to lock it strongly

ZY-10015-I CAT40-SLN侧固式铣刀杆 CAT40-SLN SIDE LOCK END MILL HOLDER

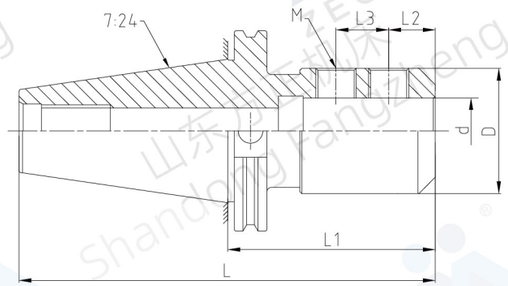

规格 Model	L (mm)	L1 (mm)	L2 (mm)	L3 (mm)	d (mm)	D (mm)	M
CAT40-SLN1/8″ -2~1/2″	131.8	2~1/2″	7.1		1/8″	17.5	3/16″ –24
CAT40-SLN3/16″ -2~1/2	131.8	2~1/2″	14.3		3/16″	19	1/4″ –28
CAT40-SLN1/4″ -2~1/2″	131.8	2~1/2″	19.8		1/4″	20.6	1/4″ –28
CAT40-SLN3/8″ -2~1/2″	131.8	2~1/2″	19.8		3/8″	32	3/8″ –24
CAT40-SLN1/2″ -3″	144.5	3″	22.2		1/2″	44.4	7/16″ –20
CAT40-SLN5/8″ -3″	144.5	3″	23.8		5/8″	44.4	1/2″ –20
CAT40-SLN3/4″ -3″	144.5	3″	25.4		3/4″	44.4	5/8″ –18
CAT40-SLN9/16″ -3″	144.5	3″	25.4		9/16″	44.4	1/2″ –20
CAT40-SLN1″ -4″	169.9	4″	28.6	25.4	1″	55	3/4″ –16
CAT40-SLN1~1/4 ″-6″	220.7	6″	28.6	25.4	1~1/4 ″	69.85	3/4″ –16
CAT40-SLN1~1/2″ -6″	220.7	6″	28.6	25.4	1~1/2″	79.8	3/4″ –16

规格说明：

CAT40 – SLN – 1/2 – 3

- 锥柄形式 Shank size
- 功能代号 Function code
- 孔直径 Hole size
- L1长度 Length(L)

配件 Accessories

X1

拉钉
PULL STUD

特点：

◎刚性夹持，用于重切削
◎孔径公差H5
◎侧固式刀柄被用作刀具的工具刀柄
◎装入刀具时，刀具的槽口平面部分与刀柄的侧固螺钉对齐，强力锁定
◎拉钉须另行购买

Features:

◎Basic Toolholder Shanks reference standard: DIN69871
◎Aperture tolerance: H5
◎Rigid clamping for heavy cutting
◎When inserting the tool, the notch of the tool is aligned with the side fixing screw of the tool handle to lock it strongly
◎Pull stud(retention knobs) must be purchased separately

ZY-10015-II CAT50-SLN侧固式铣刀杆 CAT50-SLN SIDE LOCK END MILL HOLDER

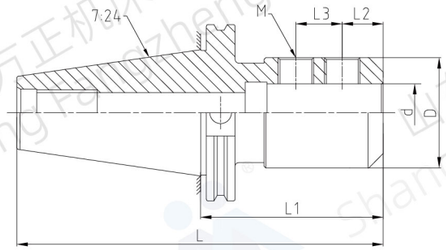

规格 Model	L (mm)	L1 (mm)	L2 (mm)	L3 (mm)	d (mm)	D (mm)	M
CAT50-SLN06-63	164.6	63	18		6	25	M6
CAT50-SLN08-63	164.6				8	28	M8
CAT50-SLN10-63	164.6		20		10	35	M10
CAT50-SLN12-80	181.6	80	22.5		12	40	M12
CAT50-SLN14-80	181.6				14	42	
CAT50-SLN16-80	181.6		24		16	44	M16
CAT50-SLN16-100	201.6	100			16	44	
CAT50-SLN18-80	181.6	80			18	46	
CAT50-SLN20-100	201.6	100	25		20	50	
CAT50-SLN25-100	201.6		24	25	25	53	
CAT50-SLN32-100	201.6			28	32	61	
CAT50-SLN32-110	211.6	110	24	28	32	61	
CAT50-SLN1~1/2″ -4″	203.2	4″	28.6	25.4	1~1/2″	79.8	3/4″ -16
CAT50-SLN1~1/4″ -4~1/8	206.4	4~1/8″	28.6	25.4	1~1/4″	69.9	3/4″ -16
CAT50-SLN1~1/4″ -4″	203.2	4″	28.6	25.4	1~1/4″	69.9	3/4″ -16
CAT50-SLN7/8″ -3~3/4″	196.9	3~3/4″	27	22.2	7/8″	52	5/8″ -18
CAT50-SLN3/4″ -80	181.6	80	25.4		3/4″	44.4	5/8″ -18
CAT50-SLN3/4″ -3~3/4″	196.9	3~3/4″	25.4		3/4″	44.4	5/8″ -18
CAT50-SLN5/8″ -3~3/4″	196.9	3~3/4″	23.8		5/8″	44.4	1/2″ -20
CAT50-SLN1/2″ -4″	203.2	4″	22.2		1/2″	44.4	7/16″ –20
CAT50-SLN3/8″ -4~1/2″	215.9	4~1/2″	19.8		3/8″	32	3/8″ –24
CAT50-SLN3/8″ -2.5″	165.1	2.5″	19.8		3/8″	32	3/8″ –24
CAT50-SLN3/16″ -1.75″	146.1	1.75″	14.3		3/16″	19	1/4″ –28

规格说明：

CAT50 – SLN – 1/2 – 3

- 锥柄形式 Shank size
- 功能代号 Function code
- 孔直径 Hole size
- L1长度 Length(L)

配件 Accessories

X1

拉钉
PULL STUD

特点：

◎刚性夹持，用于重切削
◎孔径公差H5
◎侧固式刀柄被用作刀具的工具刀柄
◎装入刀具时，刀具的槽口平面部分与刀柄的侧固螺钉对齐，强力锁定
◎拉钉须另行购买

Features:

◎Basic Toolholder Shanks reference standard: DIN69871
◎Aperture tolerance: H5
◎Rigid clamping for heavy cutting
◎When inserting the tool, the notch of the tool is aligned with the side fixing screw of the tool handle to lock it strongly
◎Pull stud(retention knobs) must be purchased separately

ZY-10016 DIN2080-SLN侧固式铣刀杆 DIN2080-SLN SIDE LOCK END MILL HOLDER

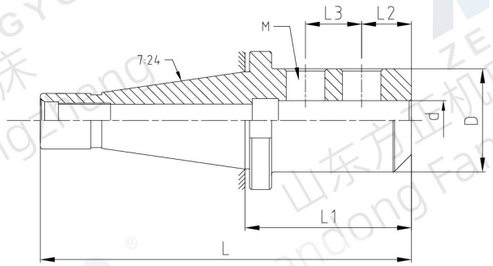

规格 Model	L（mm)	L1(mm)	L2(mm)	L3(mm)	d(mm)	D(mm)	M
DIN2080 30-SLN06-40	108.4	40	18		6	25	M6
DIN2080 30-SLN08-40	108.4	40	18		8	28	M8
DIN2080 30-SLN10-45	113.4	45	20		10	35	M10
DIN2080 30-SLN12-45	113.4	45	22.5		12	40	M12
DIN2080 30-SLN14-45	113.4	45	22.5		14	42	M12
DIN2080 30-SLN16-50	118.4	50	24		16	44	M16
DIN2080 30-SLN18-50	118.4	50	24		18	46	M16
DIN2080 30-SLN20-60	128.4	60	25		20	50	M16
DIN2080 30-SLN22-75	143.4	75	24	25	22	52	M16
DIN2080 40-SLN06-50	143.4	50	18		6	25	M6
DIN2080 40-SLN08-50	143.4	50	18		8	28	M8
DIN2080 40-SLN10-63	156.4	63	20		10	35	M10
DIN2080 40-SLN12-63	156.4	63	22.5		12	40	M12
DIN2080 40-SLN14-63	156.4	63	22.5		14	42	M12
DIN2080 40-SLN16-63	156.4	63	24		16	44	M16
DIN2080 40-SLN18-63	156.4	63	24		18	46	M16
DIN2080 40-SLN20-63	156.4	63	25		20	50	M16
DIN2080 40-SLN25-90	183.4	90	24	25	25	53	M16
DIN2080 40-SLN32-100	193.4	100	24	28	32	61	M16
DIN2080 40-SLN40-90	183.4	90	30	32	40	73	M16
DIN2080 40-SLN40-120	213.4	120	30	32	40	73	M16
DIN2080 50-SLN06-50	176.8	50	18		6	25	M6
DIN2080 50-SLN08-50	176.8	50	18		8	28	M8
DIN2080 50-SLN10-63	189.8	63	20		10	35	M10
DIN2080 50-SLN12-63	189.8	63	22.5		12	40	M12
DIN2080 50-SLN14-63	189.8	63	22.5		14	42	M12
DIN2080 50-SLN16-63	189.8	63	24		16	44	M16
DIN2080 50-SLN18-63	189.8	63	24		18	46	M16
DIN2080 50-SLN20-63	189.8	63	25		20	50	M16
DIN2080 50-SLN25-90	216.8	90	24	25	25	53	M16
DIN2080 50-SLN32-100	226.8	100	24	28	32	61	M16
DIN2080 50-SLN40-120	246.8	120	30	32	40	80	M16

规格说明：

DIN2080 50 – SLN – 40 – 100

- L1长度 Length(L)
- 孔直径 Hole size
- 功能代号 Function code
- 锥柄形式 Shank size

特点：

◎刚性夹持，用于重切削
◎孔径公差H5
◎侧固式刀柄被用作刀具的工具刀柄
◎装入刀具时，刀具的槽口平面部分与刀柄的侧固螺钉对齐，强力锁定

Features:

◎Basic Toolholder Shanks reference standard: DIN69871
◎Aperture tolerance: H5
◎Rigid clamping for heavy cutting
◎When inserting the tool, the notch of the tool is aligned with the side fixing screw of the tool handle to lock it strongly

ZY-10017 BT锥数控强力刀柄 BT SERIES POWER MILLING CHUCK

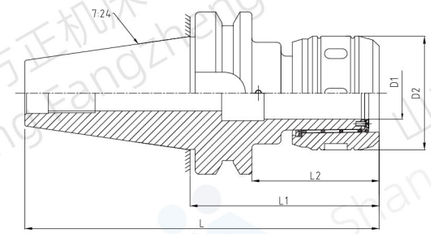

订货时请注明BT系列还是BBT系列例如：BT40-C32-110或BBT40-C32-110
When ordering, please specify BT series or BBT series, for example BT40-C32-110 or BBT40-C32-110

规格 Model	L (mm)	L1 (mm)	L2 (mm)	D1 (mm)	D2 (mm)
(BBT)BT40-C20-105	170.4	105	78	20	62
(BBT)BT40-C25-105	170.4	105	78	25	63
(BBT)BT40-C32-110	175.4	110	83	32	73
(BBT)BT40-C32-135	200.4	135	108		
(BBT)BT40×C32-165	230.4	165	138		
(BBT)BT50×C20-110	211.8	110	72	20	62
(BBT)BT50×C25-120	221.8	120	82	25	63
(BBT)BT50×C32-120	221.8	120	82	32	73
(BBT)BT50×C32-135	236.8	135	97		
(BBT)BT50×C32-165	266.8	165	127		
(BBT)BT50×C42-125	226.8	125	87	42	87

规格说明：

BT40 – C – 32 – 110

- L1长度 Length(L)
- 筒夹型号 Collet size
- 筒夹种类 Collet type
- 锥柄形式 Shank size

配件 Accessories

特点：

◎硬度：HRC58-62,渗碳深度>0.8mm
◎锥柄公差等级：≤AT3
◎刀柄内孔加工了六个弹性孔，增大夹持力,以防止刀具转动
◎采用特殊材料制作滚针轴承保持架，延长使用寿命
◎夹持力大，定点精度高，特别适用于强力切削
◎扳手、拉钉、筒夹须另行购买

Features:

◎Hardness: HRC58-62, Carbon depth>0.8mm
◎Tolerance class: ≤AT3
◎Six holes are processed into the inner hole of the tool holder to prevent the tool from rotating and increase the clamping force
◎The needle roller bearing cage is made of special materials to extend the service life and enhance the clamping force
◎It has large clamping force and high positioning accuracy, especially suitable for powerful cutting
◎Wrenches, pull stud(retention knobs), and collet must be purchased separately

扫码观看视频
Scan the code to watch videos

ZY-10018 DIN69871数控强力刀柄 DIN69871 SERIES POWER MILLING CHUCK

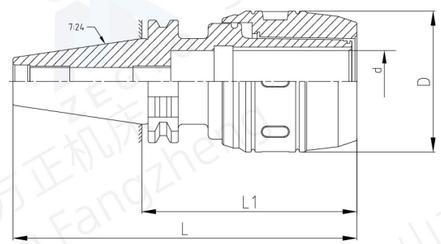

型号 Model	L (mm)	L1 (mm)	d (mm)	D (mm)
DIN69871 40-C20-100	168.4	100	20	62
DIN69871 40-C20-150	218.4	150	20	62
DIN69871 40-C25-105	173.4	105	25	63
DIN69871 40-C32-115	183.4	115	32	73
DIN69871 40-C32-150	218.8	150	20	62
DIN69871 50-C20-110	211.75	110	25	63
DIN69871 50-C32-105	206.75	105	32	73
DIN69871 50-C32-150	251.75	150	32	73
DIN69871 50-C40-125	226.75	125	42	87

规格说明：

DIN69871 40 – C – 32 – 115

- L1长度 Length(L)
- 简夹大小 Collet size
- 简夹型号 Collet type
- 锥柄形式 Shank size

配件 Accessories

拉钉 PULL STUD	直柄夹头 STRAIGHT COLLET	扳手 WRENCH

特点：

◎硬度：HRC58-62,渗碳深度>0.8mm
◎锥柄公差等级：≤AT3
◎刀柄内孔加工了六个弹性孔，以防止刀具转动，增大夹持力
◎采用特殊材料制作滚针轴承保持架，延长使用寿命，增强夹紧力
◎具有夹持力大，定点精度高，特别适用于强力切削
◎扳手、拉钉、简夹须另行购买

Features:

◎Hardness: HRC58-62, Carbon depth>0.8mm
◎Tolerance class: ≤AT3
◎Six holes are processed into the inner hole of the tool holder to prevent the tool from rotating and increase the clamping force
◎The needle roller bearing cage is made of special materials to extend the service life and enhance the clamping force
◎It has large clamping force and high positioning accuracy, especially suitable for powerful cutting
◎Wrenches, pull stud(retention knobs), and collet must be purchased separately

ZY-10019 HSK A型数控强力刀柄 HSK SERIES POWER MILLING CHUCK

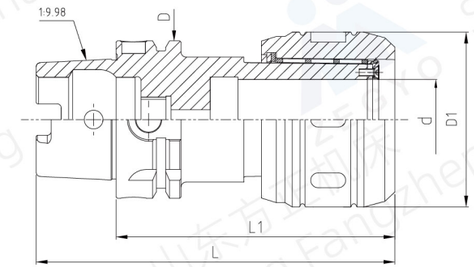

规格 Model	L (mm)	L1 (mm)	d (mm)	D (mm)	D1 (mm)
HSK50A-C20-120	145	120	20	50	62
HSK50A-C32-130	155	130	32		73
HSK63A-C20-120	152	120	20	63	62
HSK63A-C25-120	152	120	25		63
HSK63A-C32-130	162	130	32		73
HSK100A-C20-110	160	110	20	100	62
HSK100A-C32-135	185	135	32		73

规格说明：

HSK63A – C – 32 – 130

- L1长度 Length(L)
- 孔径大小 Collet size
- 简夹型号 Collet type
- 锥柄形式 Shank size

配件 Accessories

直柄夹头 STRAIGHT COLLET	扳手 WRENCH

特点：

◎硬度：HRC58-62,渗碳深度>0.8mm
◎刀柄内孔加工了六个弹性孔，增大夹持力，以防止刀具转动
◎采用特殊材料制作滚针轴承保持架，延长使用寿命，增强夹紧力
◎具有夹持力大，定点精度高，特别适用于强力切削
◎扳手、简夹须另行购买

Features:

◎Hardness: HRC58-60, carburization depth>0.8mm
◎Six elastic holes have been machined into the inner hole of the tool holder to prevent tool rotation and increase clamping force
◎Using special materials to make needle roller bearing cages, extending service life and enhancing clamping force
◎It has a strong clamping force and high precision in fixed points, especially suitable for strong cutting
◎Wrenches and collet must be purchased separately

ZY-10020-I BT30- FMB平面铣刀柄 BT30-FMB FACE MILL ARBORS

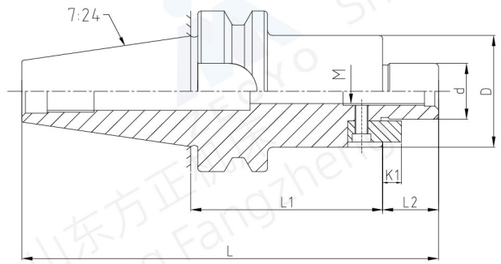

订货时请注明BT系列还是BBT系列例如：BT30-FMB32-100或BBT30-FMB32-100
When ordering, please specify BT series or BBT series, for example BT30-FMB32-100 or BBT30-FMB32-100

规格 Model	L (mm)	L1 (mm)	L2 (mm)	d (mm)	D (mm)	K1 (mm)	M (mm)
(BBT)BT30-FMB16-45	93.4	45	16	16	38	5	M8
(BBT)BT30-FMB16-100	148.4	100					
(BBT)BT30-FMB22-45	93.4	45	18	22	48	5.6	M10
(BBT)BT30-FMB22-100	148.4	100					
(BBT)BT30-FMB27-45	93.4	45	20	27	60	6.3	M12
(BBT)BT30-FMB27-100	148.4	100					
(BBT)BT30-FMB32-45	93.4	45	22	32	62	7	M16
(BBT)BT30-FMB32-100	148.4	100					

规格说明：

BT30 – FMB – 32 – 100

- 100：L1长度 Length(L)
- 32：接口直径 Interface diameter
- FMB：功能代号 Function code
- BT30：锥柄形式 Shank size

配件 Accessories

X1
拉钉
PULL STUD

特点：

◎中心通孔有利于出水及抗震性强
◎适用于平面铣削加工
◎可定制非常规长度
◎拉钉须另行购买

Features:

◎With water through hole is conducive to water discharge and strong earthquake resistance
◎Suitable for surface milling processing
◎Customizable unconventional lengths
◎Pull stud(retention knobs) must be purchased separately

ZY-10020-II BT40/50-FMB平面铣刀柄 BT-FMB FACE MILL ARBORS

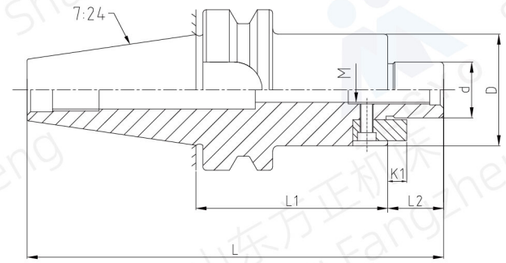

订货时请注明BT系列还是BBT系列例如：BT40-FMB32-100或BBT40-FMB32-100
When ordering, please specify BT series or BBT series, for example BT40-FMB32-100 or BBT40-FMB32-100

规格 Model	L (mm)	L1 (mm)	L2 (mm)	d (mm)	D (mm)	K1 (mm)	M (mm)
(BBT)BT40-FMB16-45	110.4	45	16	16	38	5	M8
(BBT)BT40-FMB16-100	165.4	100					
(BBT)BT40-FMB16-300	365.4	300					
(BBT)BT40-FMB22-45	110.4	45	18	22	48	5.6	M10
(BBT)BT40-FMB22-100	165.4	100					
(BBT)BT40-FMB22-300	365.4	300					
(BBT)BT40-FMB27-45	110.4	45	20	27	60	6.3	M12
(BBT)BT40-FMB27-100	165.4	100					
(BBT)BT40-FMB27-300	365.4	300					
(BBT)BT40-FMB32-45	110.4	45	22	32	62	7	M16
(BBT)BT40-FMB32-100	165.4	100					
(BBT)BT40-FMB32-250	315.4	250					
(BBT)BT40-FMB40-45	110.4	45	25	40	78	8	M20
(BBT)BT40-FMB40-150	215.4	150					
(BBT)BT50-FMB16-60	161.8	60	16	16	38	5	M8
(BBT)BT50-FMB16-100	201.8	100					
(BBT)BT50-FMB16-300	401.8	300					
(BBT)BT50-FMB22-60	161.8	60	18	22	48	5.6	M10
(BBT)BT50-FMB22-100	201.8	100					
(BBT)BT50-FMB22-300	401.8	300					
(BBT)BT50-FMB27-60	161.8	60	20	27	60	6.3	M12
(BBT)BT50-FMB27-100	201.8	100					
(BBT)BT50-FMB27-300	401.8	300					
(BBT)BT50-FMB32-60	161.8	60	22	32	62	7	M16
(BBT)BT50-FMB32-100	201.8	100					
(BBT)BT50-FMB32-300	401.8	300					
(BBT)BT50-FMB40-60	161.8	60	25	40	80	8	M20
(BBT)BT50-FMB40-100	201.8	100					
(BBT)BT50-FMB40-300	401.8	300					

规格说明：

BT40 – FMB – 32 – 100

- 100：L1长度 Length(L)
- 32：接口直径 Interface diameter
- FMB：功能代号 Function code
- BT40：锥柄形式 Shank size

配件 Accessories

X1
拉钉
PULL STUD

特点：

◎中心通孔有利于出水及抗震性强
◎适用于平面铣削加工
◎可定制非常规长度
◎拉钉须另行购买

Features:

◎With water through hole is conducive to water discharge and strong earthquake resistance
◎Suitable for surface milling processing
◎Customizable unconventional lengths
◎Pull stud(retention knobs) must be purchased separately

ZY-10021 BT-FS平面铣刀柄 BT-FS FACE MILL ARBORS

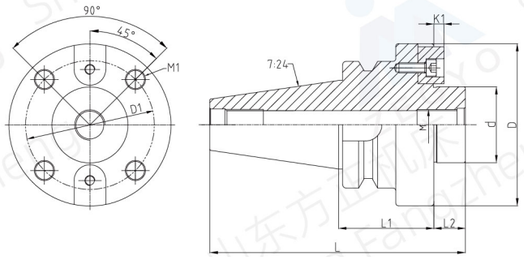

订货时请注明BT系列还是BBT系列例如：BT40-FS40-100或BBT40-FS40-100
When ordering, please specify BT series or BBT series, for example BT40-FS40-100 or BBT40-FS40-100

型号 Model	L (mm)	L1 (mm)	L2 (mm)	d (mm)	D (mm)	K1 (mm)	M (mm)	M1 (mm)	D1 (mm)
(BBT)BT40-FS40-60	150.4	60	25	40	90	8	M20	M12	66.7
(BBT)BT40-FS40-70	160.4	70							
(BBT)BT40-FS40-100	190.4	100							
(BBT)BT50-FS40-60	186.8	60							
(BBT)BT50-FS40-90	216.8	90							
(BBT)BT50-FS40-100	226.8	100							
(BBT)BT50-FS60-75	201.8	75		60	128	12.5		M16	101.6

规格说明：

BT40 – FS – 40 – 100

- L1长度 Length(L)
- 接口直径 Interface diameter
- 功能代号 Function code
- 锥柄形式 Shank size

配件 Accessories

X1
拉钉
PULL STUD

特点：

◎平面铣刀配合部位轴系公差h6
◎适用于平面铣削加工
◎可定制非常规长度
◎拉钉须另行购买

Features:

◎Shafting tolerance h6 for surface milling cutter fit
◎Suitable for surface milling processing
◎Customizable unconventional lengths
◎Pull stud(retention knobs) must be purchased separately

ZY-10022 BT-FMA平面铣刀柄 BT-FMA FACE MILL ARBORS

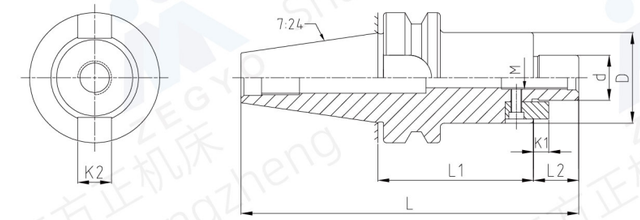

订货时请注明BT系列还是BBT系列例如：BT40-FMA1″ -90或BBT40-FMA1″ -90
When ordering, please specify BT series or BBT series, for example BT40-FMA1″ -90 or BBT40-FMA1″ -90

型号 Model	L (mm)	L1 (mm)	L2 (mm)	D (mm)	d (mm)	K1 (mm)	K2 (mm)	M (mm)
(BBT)BT30-FMA1/2″ -55	117.7	55	14.3	35	12.7	4.5	6.35	1/4″ -18
(BBT)BT30-FMA3/4″ -1~3/4″	110.3	1~3/4″	17.45	44.45	19.05	4.8	7.94	3/8″ -24
(BBT)BT30-FMA3/4″ -55	120.85	55						
(BBT)BT30-FMA1″ -55	120.85	55		57	25.4	5.5	9.53	1/2″ -20
(BBT)BT30-FMA1″ -2~1/2″	129.35	2~1/2″						
(BBT)BT40-FMA5/8″ -100	179.7	100	14.3	31.75	15.875	4.5	7.14	3/8″ -24
(BBT)BT40-FMA3/4″ -60	142.85	60	17.45	44.45	19.05	4.8	7.94	3/8″ -24
(BBT)BT40-FMA3/4″ -100	182.85	100						
(BBT)BT40-FMA1″ -45	127.85	45		57	25.4	5.5	9.53	1/2″ -20
(BBT)BT40-FMA1″ -60	142.85	60						
(BBT)BT40-FMA1″ -90	172.85	90						
(BBT)BT40-FMA1~1/4″ -45	127.85	45	17.45	63	31.75	7	12.7	5/8″ -18
(BBT)BT40-FMA1~1/4″ -75	157.85	75						
(BBT)BT40-FMA1~1/4″ -90	172.85	90						
(BBT)BT40-FMA1~1/2″ -60	149.2	60	23.8	80	38.1	8	15.88	3/4″ -16
(BBT)BT40-FMA1~1/2″ -75	164.2	75						
(BBT)BT40-FMA1~1/2″ -90	179.2	90						
(BBT)BT50-FMA1″ -90	209.25	90	17.45	57	25.4	5.5	9.53	1/2″ -20
(BBT)BT50-FMA1″ -150	269.25	150						
(BBT)BT50-FMA1~1/4″ -75	194.25	75		63	31.75	7	12.7	5/8″ -18
(BBT)BT50-FMA1~1/4″ -105	224.25	105						
(BBT)BT50-FMA1~1/2″ -75	200.6	75	23.8	80	38.1	8	15.88	3/4″ -16
(BBT)BT50-FMA2″ -75	212.8	75	36	98	50.8	9.7	19.05	1″ -12

规格说明：

BT30 – FMA – 1/2″ – 55

- L1长度 Length(L)
- 接口直径 Interface diameter
- 功能代号 Function code
- 锥柄形式 Shank size

配件 Accessories

X1
拉钉
PULL STUD

特点：

◎平面铣刀配合部位轴系公差h6
◎中心通孔有利于出水及抗震性强
◎适用于平面铣削加工
◎可定制非常规长度
◎拉钉须另行购买

Features:

◎Shafting tolerance h6 for surface milling cutter fit
◎With water through hole is conducive to water discharge and strong earthquake resistance
◎Suitable for surface milling processing
◎Customizable unconventional lengths
◎Pull stud(retention knobs) must be purchased separately

扫码观看视频
Scan the code to watch videos

ZY-10023-I DIN69871-FMB平面铣刀柄 DIN69871-FMB FACE MILL ARBORS

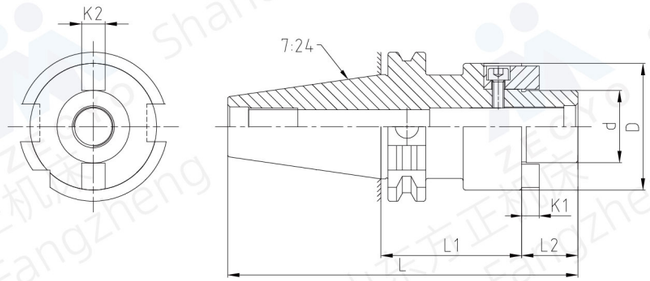

型号 Model	L (mm)	L1 (mm)	L2 (mm)	d (mm)	D (mm)	K1 (mm)	K2 (mm)	M
DIN69871 30-FMB16-45	108.8	45	16	16	38	5	8	M8
DIN69871 30-FMB16-60	123.8	60						
DIN69871 30-FMB22-45	110.8	45	18	22	48	5.6	10	M10
DIN69871 30-FMB22-60	125.8	60						
DIN69871 30-FMB27-45	112.8	45	20	27	60	6.3	12	M12
DIN69871 30-FMB27-60	127.8	60						
DIN69871 40-FMB16-35	119.4	35	16	16	38	5	8	M8
DIN69871 40-FMB16-60	144.4	60						
DIN69871 40-FMB16-200	284.4	200						
DIN69871 40-FMB22-45	131.4	45	18	22	48	5.6	10	M10
DIN69871 40-FMB22-100	186.4	100						
DIN69871 40-FMB22-300	386.4	300						
DIN69871 40-FMB27-60	148.4	60	20	27	60	6.3	12	M12
DIN69871 40-FMB27-100	188.4	100						
DIN69871 40-FMB27-200	288.4	200						
DIN69871 40-FMB32-60	150.4	60	22	32	62	7	14	M16
DIN69871 40-FMB32-100	190.4	100						
DIN69871 40-FMB32-120	210.4	120						
DIN69871 40-FMB40-60	153.4	60	25	40	78	8	16	M20
DIN69871 40-FMB40-100	193.4	100						
DIN69871 40-FMB40-120	213.4	120						

规格说明:

DIN69871 40 – FMB – 32 – 60

- 锥柄形式 Shank size
- 功能代号 Function code
- 接口直径 Interface diameter
- L1长度 Length(L)

配件 Accessories

拉钉
PULL STUD
X1

特点:

◎平面铣刀配合部位轴系公差h6
◎中心通孔有利于出水及抗震性强
◎适用于平面铣削加工
◎可定制非常规长度
◎拉钉须另行购买

Features:

◎Shafting tolerance h6 for surface milling cutter fit
◎With water through hole is conducive to water discharge and strong earthquake resistance
◎Suitable for surface milling processing
◎Customizable unconventional lengths
◎Pull stud(retention knobs) must be purchased separately

扫码观看视频
Scan the code to watch videos

ZY-10023-II DIN69871-FMB平面铣刀柄 DIN69871-FMB FACE MILL ARBORS

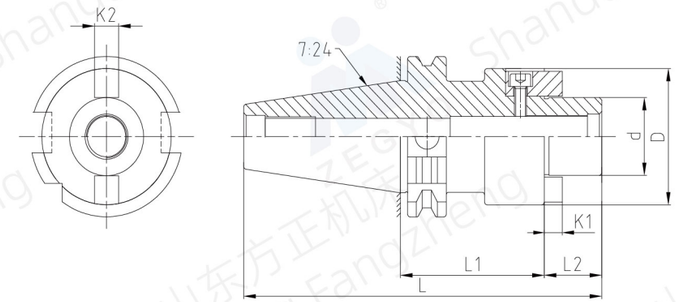

型号 Model	L (mm)	L1 (mm)	L2 (mm)	d (mm)	D (mm)	K1 (mm)	K2 (mm)	M
DIN69871 50-FMB16-50	167.75	50	16	16	38	5	8	M8
DIN69871 50-FMB16-100	217.75	100						
DIN69871 50-FMB22-45	164.75	45	18	22	48	5.6	10	M10
DIN69871 50-FMB22-100	219.75	100						
DIN69871 50-FMB22-300	419.75	300						
DIN69871 50-FMB27-45	166.75	45	20	27	60	6.3	12	M12
DIN69871 50-FMB27-100	221.75	100						
DIN69871 50-FMB27-150	271.75	150						
DIN69871 50-FMB27-300	421.75	300						
DIN69871 50-FMB32-45	168.75	45	22	32	62	7	14	M16
DIN69871 50-FMB32-100	223.75	100						
DIN69871 50-FMB32-150	273.75	150						
DIN69871 50-FMB32-300	423.75	300						
DIN69871 50-FMB40-55	181.75	55	25	40	80	8	16	M20
DIN69871 50-FMB40-60	186.75	60						
DIN69871 50-FMB40-100	226.75	100						
DIN69871 50-FMB40-130	256.75	130						

规格说明:

DIN69871 50 – FMB – 32 – 60

- 锥柄形式 Shank size
- 功能代号 Function code
- 接口直径 Interface diameter
- L1长度 Length(L)

配件 Accessories

拉钉
PULL STUD
X1

特点:

◎平面铣刀配合部位轴系公差h6
◎中心通孔有利于出水及抗震性强
◎适用于平面铣削加工
◎可定制非常规长度
◎拉钉须另行购买

Features:

◎Shafting tolerance h6 for surface milling cutter fit
◎With water through hole is conducive to water discharge and strong earthquake resistance
◎Suitable for surface milling processing
◎Customizable unconventional lengths
◎Pull stud(retention knobs) must be purchased separately

ZY-10024 DIN69871-FS平面铣刀柄 DIN69871-FS FACE MILL ARBORS

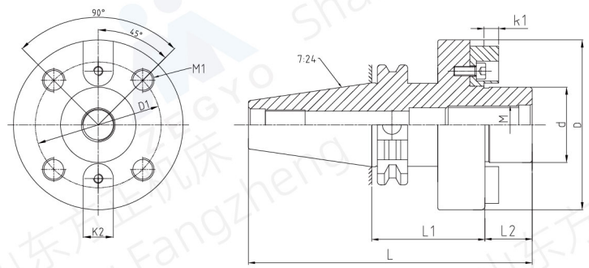

型号 Model	L (mm)	L1 (mm)	L2 (mm)	d (mm)	D (mm)	D1 (mm)	K1 (mm)	K2 (mm)	M (mm)	M1 (mm)
DIN69871 40-FS40-60	153.4	60	25	40	90	66.7	8	16	20	12
DIN69871 50-FS40-60	186.75	60								
DIN69871 50-FS40-100	226.75	100								
DIN69871 50-FS40-160	286.75	160								
DIN69871 50-FS60-75	201.75	75		60	128	101.6	12.5	25		16

规格说明：

DIN69871 50 – FS – 40 – 60

- 锥柄形式 Shank size
- 功能代号 Function code
- 接口直径 Interface diameter
- L1长度 Length(L)

配件 Accessories

X1

拉钉
PULL STUD

特点：

◎平面铣刀配合部位轴系公差h6
◎适用于平面铣削加工
◎可定制非常规长度
◎拉钉须另行购买

Features:

◎Shafting tolerance h6 for surface milling cutter fit
◎Suitable for surface milling processing
◎Customizable unconventional lengths
◎Pull stud(retention knobs) must be purchased separately

ZY-10025 HSK-FMB平面铣刀柄 HSK-FMB FACE MILL ARBORS

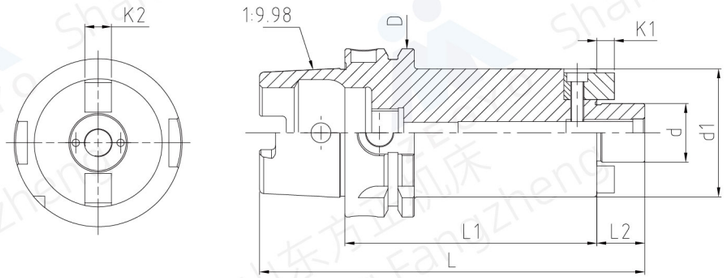

型号 Model	L (mm)	L1 (mm)	L2 (mm)	D (mm)	d (mm)	d1 (mm)	K1 (mm)	K2 (mm)
HSK50A-FMB16-50	91	50	16	50	16	38	5	8
HSK50A-FMB22-60	103	60	18		22	48	5.6	10
HSK50A-FMB27-60	105	60	20		27	60	6.3	12
HSK50A-FMB32-60	107	60	22		32	62	7	14
HSK63A-FMB16-50	98	50	16	63	16	38	5	8
HSK63A-FMB16-100	148	100						
HSK63A-FMB16-160	208	160						
HSK63A-FMB22-60	110	60	18		22	48	5.6	10
HSK63A-FMB22-100	150	100						
HSK63A-FMB22-160	210	160						
HSK63A-FMB27-60	112	60	20		27	60	6.3	12
HSK63A-FMB27-100	152	100						
HSK63A-FMB27-160	212	160						
HSK63A-FMB32-65	119	65	22		32	62	7	14
HSK63A-FMB32-100	154	100						
HSK63A-FMB32-150	204	150						
HSK63A-FMB40-65	122	65	25		40	78	8	16
HSK63A-FMB40-100	157	100						
HSK100A-FMB22-55	123	55	18	100	22	48	5.6	10
HSK100A-FMB27-55	125	55	20		27	60	6.3	12
HSK100A-FMB32-55	127	55	22		32	62	7	14
HSK100A-FMB40-60	135	60	25		40	78	8	16

特点：

◎平面铣刀配合部位轴系公差h6
◎适用于平面铣削加工
◎可定制非常规长度

Features:

◎Shafting tolerance h6 for surface milling cutter fit
◎Suitable for surface milling processing
◎Customizable unconventional lengths

ZY-10026-I CAT 40-FMB平面铣刀柄 CAT-FMB FACE MILL ARBORS

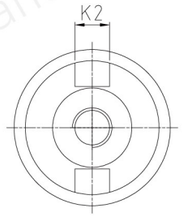

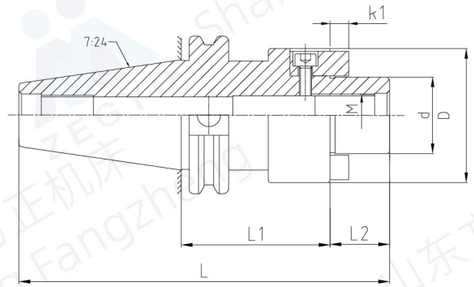

型号 Model	L (mm)	L1 (mm)	L2 (mm)	d (mm)	D (mm)	K1 (mm)	K2 (mm)	M
CAT40-FMB16-45	129.25	45	16	16	38	5	8	M8
CAT40-FMB16-125	209.25	125						
CAT40-FMB22-45	131.25	45	18	22	48	5.5	10	M10
CAT40-FMB22-60	146.25	60						
CAT40-FMB22-100	186.25	100						
CAT40-FMB27-60	148.28	60	20	27	60	6.3	12	M12
CAT40-FMB27-90	178.25	90						
CAT40-FMB32-60	150.25	60	22	32	62	7	14	M16
CAT40-FMB40-60	153.25	60	25	40	78	8	16	M20

规格说明：

CAT40 – FMB – 40 – 60

- L1长度 Length(L)
- 接口直径 Interface diameter
- 功能代号 Function code
- 锥柄形式 Shank size

配件 Accessories

X1

拉钉
PULL STUD

特点：

◎平面铣刀配合部位轴系公差h6
◎适用于平面铣削加工
◎可定制非常规长度
◎拉钉须另行购买

Features:

◎Shafting tolerance h6 for surface milling cutter fit
◎Suitable for surface milling processing
◎Customizable unconventional lengths
◎Pull stud(retention knobs) must be purchased separately

ZY-10026-II CAT 50-FMB平面铣刀柄 CAT-FMB FACE MILL ARBORS

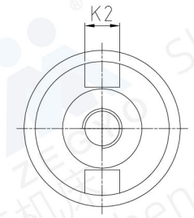

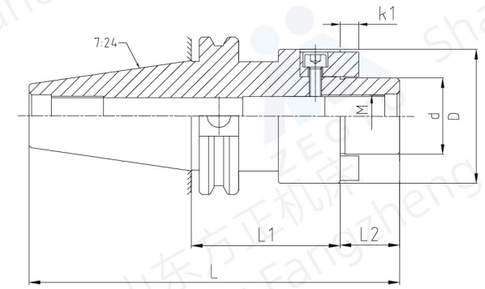

型号 Model	L (mm)	L1 (mm)	L2 (mm)	d (mm)	D (mm)	K1 (mm)	K2 (mm)	M
CAT50-FMB16-60	177.6	60	16	16	38	5	8	M8
CAT50-FMB16-100	217.6	100						
CAT50-FMB16-120	237.6	120						
CAT50-FMB22-60	179.6	60	18	22	48	5.6	10	M10
CAT50-FMB22-100	219.6	100						
CAT50-FMB22-120	239.6	120						
CAT50-FMB27-45	166.6	45	20	27	60	6.3	12	M12
CAT50-FMB27-60	181.6	60						
CAT50-FMB27-105	226.6	105						
CAT50-FMB27-120	241.6	120						
CAT50-FMB32-60	183.6	60	22	32	62	7	14	M16
CAT50-FMB32-75	198.6	75						
CAT50-FMB32-120	243.6	120						
CAT50-FMB40-60	186.6	60	25	40	80	8	16	M20

规格说明：

CAT50 – FMB – 32 – 60

- L1长度 Length(L)
- 接口直径 Interface diameter
- 功能代号 Function code
- 锥柄形式 Shank size

配件 Accessories

X1

拉钉
PULL STUD

特点：

◎平面铣刀配合部位轴系公差h6
◎适用于平面铣削加工
◎可定制非常规长度
◎拉钉须另行购买

Features:

◎Shafting tolerance h6 for surface milling cutter fit
◎Suitable for surface milling processing
◎Customizable unconventional lengths
◎Pull stud(retention knobs) must be purchased separately

扫码观看视频
Scan the code to watch videos

ZY-10027 CAT-FMA平面铣刀柄 CAT-FMA FACE MILL ARBORS

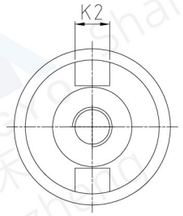

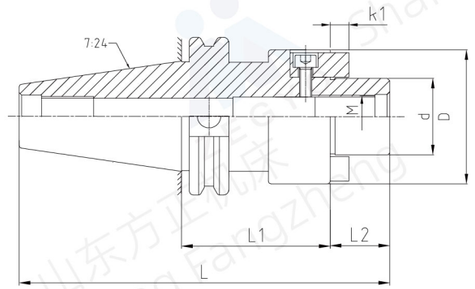

型号 Model	L (mm)	L1 (mm)	L2 (mm)	d (mm)	D (mm)	K1 (mm)	K2 (mm)	M (mm)
CAT40-FMA1/2-1.375″	117.48	1.375″	14.3	1/2″	35	4.5	6.35	1/4-28″
CAT40-FMA1/2-1.8″	128.27	1.8″						
CAT40-FMA1/2-5″	209.55	5″						
CAT40-FMA3/4-1.375″	120.62	1.375″	17.45	3/4″	44.45	4.8	7.94	3/8-24″
CAT40-FMA3/4-4″	187.3	4″						
CAT40-FMA1″ -2.0625″	138.08	2.0625″		1″	57	5.5	9.53	1/2-20″
CAT40-FMA1″ -1.8″	131.42	1.8″						
CAT40-FMA1″ -1.97″	135.73	1.97″						
CAT40-FMA1″ -5″	212.7	5″						
CAT40-FMA1 1/4″ -2.1875″	141.26	2.1875″		1-1/4″	63	7	12.7	5/8-18″
CAT40-FMA1 1/4″ -2.16″	140.56	2.16″						
CAT40-FMA1 1/4″ -2.21″	141.83	2.21″						
CAT40-FMA1 1/4″ -4″	187.3	4″						
CAT40-FMA1 1/4″ -65	150.7	65						
CAT40-FMA1 1/4″ -75	160.7	75						
CAT40-FMA1 1/2″ -2.1875″	147.61	2.1875″	23.8	1-1/2″	80	8	15.88	3/4-16″

规格说明：

CAT40 – FMA – 1/2″ – 60

- 锥柄形式 Shank size
- 功能代号 Function code
- 接口直径 Interface diameter
- L1长度 Length(L)

配件 Accessories

X1

拉钉
PULL STUD

特点：

◎中心通孔有利于出水及抗震性强
◎适用于平面铣削加工
◎可定制非常规长度
◎拉钉须另行购买

Features:

◎With water through hole is conducive to water discharge and strong earthquake resistance
◎Suitable for surface milling processing
◎Customizable unconventional lengths
◎Pull stud(retention knobs) must be purchased separately

ZY-10028-I DIN2080 30-FMB平面铣刀柄 DIN2080-FMB FACE MILL ARBORS

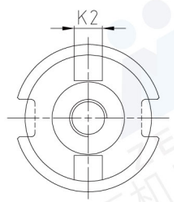

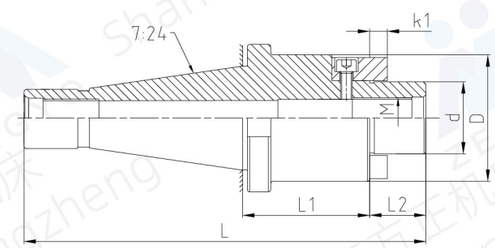

型号 Model	L (mm)	L1 (mm)	L2 (mm)	d (mm)	D (mm)	K1 (mm)	K2 (mm)	M
DIN2080 30-FMB16-35	119.4	35	16	16	38	5	8	M8
DIN2080 30-FMB16-100	184.4	100						
DIN2080 30-FMB22-45	131.4	45	18	22	48	5.6	10	M10
DIN2080 30-FMB22-60	146.4	60						
DIN2080 30-FMB22-100	186.4	100						
DIN2080 30-FMB27-45	133.4	45	20	27	60	6.3	12	M12
DIN2080 30-FMB27-100	188.4	100						
DIN2080 30-FMB27-160	248.4	160						
DIN2080 30-FMB32-45	135.4	45	22	32	62	7	14	M16
DIN2080 30-FMB32-100	190.4	100						
DIN2080 30-FMB32-160	250.4	160						
DIN2080 30-FMB40-45	138.4	45	25	40	78	8	16	M20
DIN2080 30-FMB40-100	193.4	100						
DIN2080 30-FMB40-160	253.4	160						

规格说明：

DIN2080 30 – FMB – 32 – 100

- 锥柄形式 Shank size
- 功能代号 Function code
- 接口直径 Interface diameter
- L1长度 Length(L)

特点：

◎平面铣刀配合部位轴系公差h6
◎中心通孔有利于出水及抗震性强
◎适用于平面铣削加工
◎可定制非常规长度

Features:

◎Shafting tolerance h6 for surface milling cutter fit
◎With water through hole is conducive to water discharge and strong earthquake resistance
◎Suitable for surface milling processing
◎Customizable unconventional lengths

ZY-10028-II DIN2080 40-FMB平面铣刀柄 DIN2080-FMB FACE MILL ARBORS

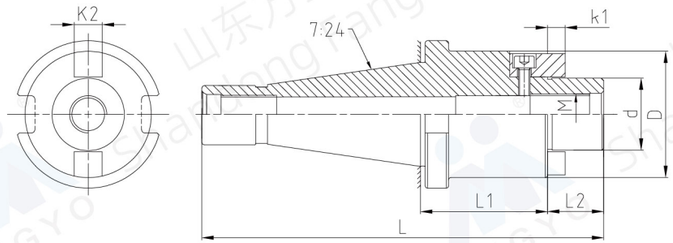

型号 Model	L (mm)	L1 (mm)	L2 (mm)	d (mm)	D (mm)	K1 (mm)	K2 (mm)	M
DIN2080 40-FMB16-35	144.4	35	16	16	38	5	8	M8
DIN2080 40-FMB16-45	154.4	45						
DIN2080 40-FMB16-100	209.4	100						
DIN2080 40-FMB22-35	146.4	35	18	22	48	5.6	10	M10
DIN2080 40-FMB22-45	156.4	45						
DIN2080 40-FMB22-100	211.4	100						
DIN2080 40-FMB27-35	148.4	35	20	27	60	6.3	12	M12
DIN2080 40-FMB27-60	173.4	60						
DIN2080 40-FMB27-100	213.4	100						
DIN2080 40-FMB32-45	160.4	45	22	32	62	7	14	M16
DIN2080 40-FMB32-60	175.4	60						
DIN2080 40-FMB32-100	215.4	100						
DIN2080 40-FMB40-45	163.4	45	25	40	74	8	16	M20
DIN2080 40-FMB40-60	178.4	60						
DIN2080 40-FMB40-100	218.4	100						
DIN2080 40-FMB3/4" -60	170.85	60	17.45	3/4"	44.45	5	7.94	3/8 "-24
DIN2080 40-FMB1" -100	210.85	100		1"	57	5	9.53	1/2" -20
DIN2080 40-FMB1~1/4 "-60	170.85	60		1-1/4"	63	6.3	12.7	5/8 "-18

规格说明：

DIN2080 40 – FMB – 32 – 100

- 100：L1长度 Length(L)
- 32：接口直径 Interface diameter
- FMB：功能代号 Function code
- DIN2080 40：锥柄形式 Shank size

特点：

◎平面铣刀配合部位轴系公差h6
◎中心通孔有利于出水及抗震性强
◎适用于平面铣削加工
◎可定制非常规长度

Features:

◎Shafting tolerance h6 for surface milling cutter fit
◎With water through hole is conducive to water discharge and strong earthquake resistance
◎Suitable for surface milling processing
◎Customizable unconventional lengths

ZY-10028-III DIN2080 50-FMB平面铣刀柄 DIN2080-FMB FACE MILL ARBORS

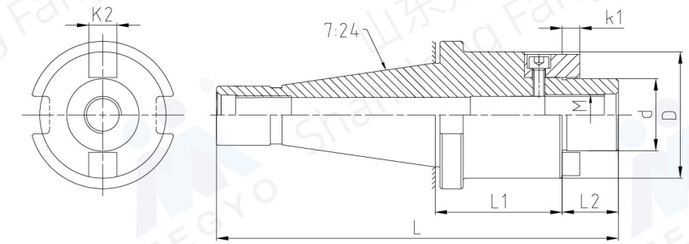

型号 Model	L (mm)	L1 (mm)	L2 (mm)	d (mm)	D (mm)	K1 (mm)	K2 (mm)	M
DIN2080 50-FMB16-45	187.8	45	16	16	38	5	8	M8
DIN2080 50-FMB22-45	189.8	45	18	22	48	5.6	10	M10
DIN2080 50-FMB22-100	244.8	100						
DIN2080 50-FMB22-160	304.8	160						
DIN2080 50-FMB27-45	191.8	45	20	27	60	6.3	12	M12
DIN2080 50-FMB27-100	246.8	100						
DIN2080 50-FMB27-160	306.8	160						
DIN2080 50-FMB32-45	193.8	45	22	32	62	7	14	M16
DIN2080 50-FMB32-100	248.8	100						
DIN2080 50-FMB32-160	308.8	160						
DIN2080 50-FMB40-45	196.8	45	25	40	78	8	16	M20
DIN2080 50-FMB40-100	251.8	100						
DIN2080 50-FMB40-160	311.8	160						

规格说明：

DIN2080 50 – FMB – 32 – 100

- 100：L1长度 Length(L)
- 32：接口直径 Interface diameter
- FMB：功能代号 Function code
- DIN2080 50：锥柄形式 Shank size

特点：

◎平面铣刀配合部位轴系公差h6
◎中心通孔有利于出水及抗震性强
◎适用于平面铣削加工
◎可定制非常规长度

Features:

◎Shafting tolerance h6 for surface milling cutter fit
◎With water through hole is conducive to water discharge and strong earthquake resistance
◎Suitable for surface milling processing
◎Customizable unconventional lengths

ZY-10029 DIN2080-FS平面铣刀柄 DIN2080-FS FACE MILL ARBORS

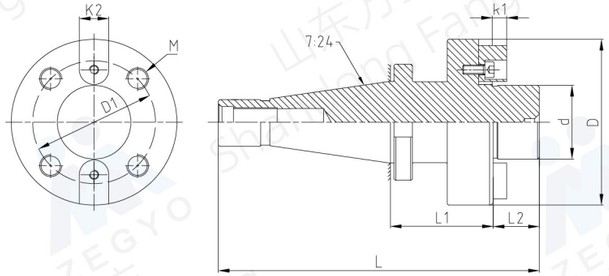

型号 Model	L (mm)	L1 (mm)	L2 (mm)	d (mm)	D (mm)	D1 (mm)	K1 (mm)	K2 (mm)	M (mm)
DIN2080 50-FS40-60	211.8	60	25	40	97.5	66.7	8	16	M12
DIN2080 50-FS40-160	311.8	160							
DIN2080 50-FS60-60	211.8	60		60	128	101.6	12.5	25	M16
DIN2080 50-FS60-75	226.8	75							
DIN2080 50-FS60-100	251.8	100							

规格说明：

DIN2080 50 – FS – 60 – 100

- 锥柄形式 Shank size
- 功能代号 Function code
- 接口直径 Interface diameter
- L1长度 Length(L)

特点：

◎平面铣刀配合部位轴系公差h6
◎中心通孔有利于出水及抗震性强
◎适用于平面铣削加工
◎可定制非常规长度

Features:

◎Shafting tolerance h6 for surface milling cutter fit
◎With water through hole is conducive to water discharge and strong earthquake resistance
◎Suitable for surface milling processing
◎Customizable unconventional lengths

ZY-10030-I BT30-MCA螺纹锁固式刀柄 BT-MCA THREAD LOCKING TYPE TOOLHOLDER

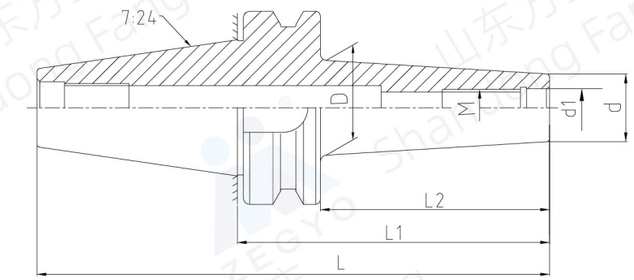

订货时请注明BT系列还是BBT系列例如：BT30-MCA16-75或BBT30-MCA16-75
When ordering, please specify BT series or BBT series, for example BT30-MCA16-75 or BBT30-MCA16-75

规格 Model	L (mm)	L1 (mm)	L2 (mm)	D (mm)	d (mm)	d1 (mm)	M
(BBT)BT30-MCA06-50	98.4	50	28	20	10	6.5	M6
(BBT)BT30-MCA08-50	98.4	50	28	23	13	8.5	M8
(BBT)BT30-MCA08-75	123.4	75	53				
(BBT)BT30-MCA10-72	120.4	72	50		18	10.5	M10
(BBT)BT30-MCA10-75	123.4	75	53				
(BBT)BT30-MCA10-100	148.4	100	78	28			
(BBT)BT30-MCA12-50	98.4	50	28	30	21	12.5	M12
(BBT)BT30-MCA12-75	123.4	75	53	31			
(BBT)BT30-MCA12-125	173.4	125	103	36			
(BBT)BT30-MCA16-50	98.4	50	28	34	29	17	M16
(BBT)BT30-MCA16-75	123.4	75	53				
(BBT)BT30-MCA16-125	173.4	125	103	40			
(BBT)BT30-MCA16-200	248.4	200	178				

规格说明：

BT30 – MCA – 12 – 75

- 锥柄形式 Shank size
- 功能代号 Function code
- 接口直径 Interface diameter
- L1长度 Length(L)

配件 Accessories

X1
拉钉
PULL STUD

特点：

◎刀柄采用进口高强度材质，经特殊处理后产品具有高耐磨性
◎刀柄用于连接锁牙式铣刀头，更换方便，快捷
◎拉钉须另行购买

Features:

◎The tool handle is made of imported high-strength material. After special treatment, the product has high wear resistance
◎The tool holder is used to connect the anti-seismic locking milling cutter head, which is easy and fast to replace
◎Pulling nails must be purchased separately

ZY-10030-II BT40-MCA螺纹锁固式刀柄 BT-MCA THREAD LOCKING TYPE TOOLHOLDER

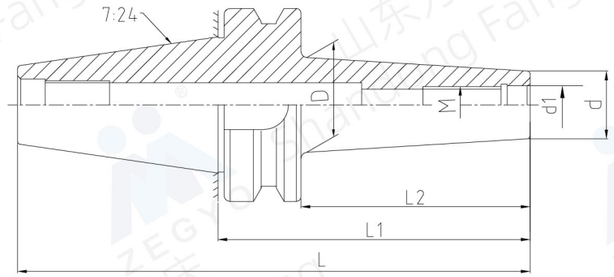

订货时请注明BT系列还是BBT系列例如：BT40-MCA16-75或BBT40-MCA16-75
When ordering, please specify BT series or BBT series, for example BT40-MCA16-75 or BBT40-MCA16-75

规格 Model	L (mm)	L1 (mm)	L2 (mm)	D (mm)	d (mm)	d1 (mm)	M
(BBT)BT40-MCA06-50	115.4	50	23	20	10	6.5	M6
(BBT)BT40-MCA06-100	165.4	100	73	22.5			
(BBT)BT40-MCA08-50	115.4	50	23	23	13	8.5	M8
(BBT)BT40-MCA08-75	140.4	75	48				
(BBT)BT40-MCA08-100	165.4	100	73				
(BBT)BT40-MCA10-50	115.4	50	23		18	10.5	M10
(BBT)BT40-MCA10-75	140.4	75	48				
(BBT)BT40-MCA10-100	165.4	100	73	28			
(BBT)BT40-MCA12-50	115.4	50	23	30	21	12.5	M12
(BBT)BT40-MCA12-75	140.4	75	48				
(BBT)BT40-MCA12-125	190.4	125	98	36			
(BBT)BT40-MCA16-50	115.4	50	23	34	29	17	M16
(BBT)BT40-MCA16-125	190.4	125	98	40			
(BBT)BT40-MCA16-200	265.4	200	173				

规格说明：

BT40 – MCA – 12 – 75

- 锥柄形式 Shank size
- 功能代号 Function code
- 接口直径 Interface diameter
- L1长度 Length(L)

配件 Accessories

X1
拉钉
PULL STUD

特点：

◎刀柄采用进口高强度材质，经特殊处理后产品具有高耐磨性
◎刀柄用于连接锁牙式铣刀头，更换方便，快捷
◎拉钉须另行购买

Features:

◎The tool handle is made of imported high-strength material. After special treatment, the product has high wear resistance
◎The tool holder is used to connect the anti-seismic locking milling cutter head, which is easy and fast to replace
◎Pulling nails must be purchased separately

ZY-10030-III BT50-MCA螺纹锁固式刀柄 BT-MCA THREAD LOCKING TYPE TOOLHOLDER

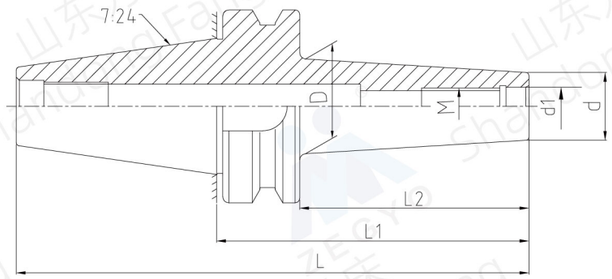

订货时请注明BT系列还是BBT系列例如：BT50-MCA16-75或BBT50-MCA16-75
When ordering, please specify BT series or BBT series, for example BT50-MCA16-75 or BBT50-MCA16-75

规格 Model	L (mm)	L1 (mm)	L2 (mm)	D (mm)	d (mm)	d1 (mm)	M
(BBT)BT50-MCA06-50	151.8	50	12	20	10	6.5	M6
(BBT)BT50-MCA06-100	201.8	100	62	22.5			
(BBT)BT50-MCA08-50	151.8	50	12	23	13	8.5	M8
(BBT)BT50-MCA08-75	176.8	75	37				
(BBT)BT50-MCA08-100	201.8	100	62				
(BBT)BT50-MCA10-50	151.8	50	12		18	10.5	M10
(BBT)BT50-MCA10-75	176.8	75	37				
(BBT)BT50-MCA10-100	201.8	100	62	28			
(BBT)BT50-MCA12-50	151.8	50	12	24	21	12.5	M12
(BBT)BT50-MCA12-75	176.8	75	37				
(BBT)BT50-MCA12-100	201.8	100	62	33			
(BBT)BT50-MCA12-125	226.8	125	87				
(BBT)BT50-MCA16-50	151.8	50	12	34	29	17	M16
(BBT)BT50-MCA16-75	176.8	75	37				
(BBT)BT50-MCA16-125	226.8	125	87	36			
(BBT)BT50-MCA16-200	301.8	200	162	42.5			

规格说明：

BT50 – MCA – 12 – 75

- 锥柄形式 Shank size
- 功能代号 Function code
- 接口直径 Interface diameter
- L1长度 Length(L)

配件 Accessories

X1
拉钉
PULL STUD

特点：

◎刀柄采用进口高强度材质，经特殊处理后产品具有高耐磨性
◎刀柄用于连接锁牙式铣刀头，更换方便，快捷
◎拉钉须另行购买

Features:

◎The tool handle is made of imported high-strength material. After special treatment, the product has high wear resistance
◎The tool holder is used to connect the anti-seismic locking milling cutter head, which is easy and fast to replace
◎Pulling nails must be purchased separately

ZY-10031 DIN69871-MCA螺纹锁固式刀柄 DIN69871-MCA THREAD LOCKING TYPE TOOLHOLDER

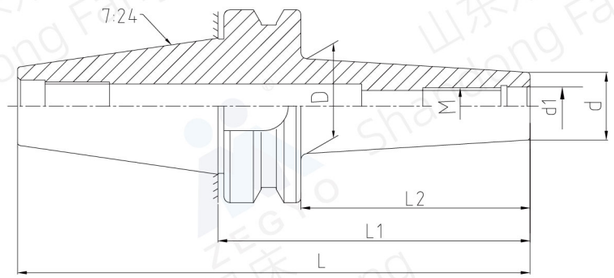

规格 Model	L (mm)	L1 (mm)	L2 (mm)	d1 (mm)	d (mm)	D (mm)	M (mm)
DIN69871 40-MCA06-50	118.4	50	30.9	6.5	10	20	M6
DIN69871 40-MCA06-75	143.4	75	55.9			23	
DIN69871 40-MCA08-50	118.4	50	30.9	8.5	13		M8
DIN69871 40-MCA08-75	143.4	75	55.9				
DIN69871 40-MCA08-100	168.4	100	80.9			25	
DIN69871 40-MCA10-50	118.4	50	30.9	10.5	18	23	M10
DIN69871 40-MCA10-75	143.4	75	55.9			28	
DIN69871 40-MCA10-100	168.4	100	80.9			32	
DIN69871 40-MCA12-50	118.4	50	30.9	12.5	21	30	M12
DIN69871 40-MCA12-75	143.4	75	55.9			31	
DIN69871 40-MCA12-125	193.4	125	105.9			36	
DIN69871 40-MCA16-50	118.4	50	30.9	17	29	34	M16
DIN69871 40-MCA16-75	143.4	75	55.9				
DIN69871 40-MCA16-125	193.4	125	105.9			40	
DIN69871 40-MCA16-200	268.4	200	180.9				

规格说明：

DIN69871 40 – MCA – 12 – 75

- L1长度 Length(L)
- 接口直径 Interface diameter
- 功能代号 Function code
- 锥柄形式 Shank size

配件 Accessories

X1
拉钉
PULL STUD

特点：

◎刀柄采用进口高强度材质，经特殊处理后产品具有高耐磨性
◎刀柄用于连接锁牙式铣刀头，更换方便，快捷
◎拉钉须另行购买

Features:

◎The tool handle is made of imported high-strength material. After special treatment, the product has high wear resistance
◎The tool holder is used to connect the anti-seismic locking milling cutter head, which is easy and fast to replace
◎Pulling nails must be purchased separately

ZY-10032 BT-MTA数控莫氏变径套 BT-MTA SERIES MORSE TAPER(WITH FLAT TAIL)

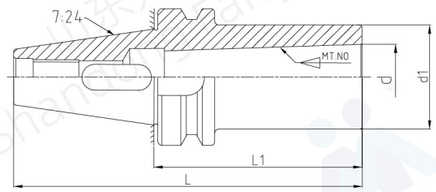

订货时请注明BT系列还是BBT系列例如：BT40-MTA3-70或BBT40-MTA3-70
When ordering, please specify BT series or BBT series, for example BT40-MTA3-70 or BBT40-MTA3-70

型号 Model	L (mm)	L1 (mm)	d (mm)	d1 (mm)
(BBT)BT30-MTA1-45	93.4	45	12.065	25
(BBT)BT30-MTA1-180	228.4	180		
(BBT)BT30-MTA2-60	108.4	60	17.78	32
(BBT)BT30-MTA2-180	228.4	180		
(BBT)BT30-MTA3-80	128.4	80	23.825	40
(BBT)BT30-MTA3-135	183.4	135		
(BBT)BT40-MTA1-45	110.4	45	12.065	25
(BBT)BT40-MTA1-180	245.4	180		
(BBT)BT40-MTA2-45	110.4	45	17.78	32
(BBT)BT40-MTA2-60	125.4	60		
(BBT)BT40-MTA2-180	245.4	180		
(BBT)BT40-MTA3-70	135.4	70	23.825	40
(BBT)BT40-MTA3-180	245.4	180		
(BBT)BT40-MTA4-90	155.4	90	31.267	48
(BBT)BT40-MTA4-165	230.4	165		
(BBT)BT50-MTA1-45	146.8	45	12.065	25
(BBT)BT50-MTA1-180	281.8	180		
(BBT)BT50-MTA2-45	146.8	45	17.78	32
(BBT)BT50-MTA2-60	161.8	60		
(BBT)BT50-MTA2-200	301.8	200		
(BBT)BT50-MTA3-45	146.8	45	23.825	40
(BBT)BT50-MTA3-65	166.8	65		
(BBT)BT50-MTA3-150	251.8	150		
(BBT)BT50-MTA4-85	186.8	85	31.267	48
(BBT)BT50-MTA4-95	196.8	95		
(BBT)BT50-MTA4-180	281.8	180		
(BBT)BT50-MTA5-105	206.8	105	44.399	63

规格说明：

BT40 – MTA – 4 – 90

- L1长度 Length(L)
- 莫氏锥型号 Morse taper model
- 带扁尾莫氏锥 Morse taper with flat tail
- 锥柄形式 Shank size

配件 Accessories

X1
拉钉
PULL STUD

特点：

◎刀柄采用进口高强度材质，经特殊处理后产品具有高耐磨性
◎刀柄用于带扁尾莫氏锥柄刀具、钻头、铰刀等
◎拉钉须另行购买

Features:

◎The tool handle is made of imported high-strength material. After special treatment, the product has high wear resistance
◎The tool holder is used for tools with flat tail Morse taper shank, drill bits, reamers, etc
◎Pulling nails must be purchased separately

ZY-10033 DIN69871-MTA数控莫氏变径套 DIN69871-MTA SERIES MORSE TAPER(WITH TANG)

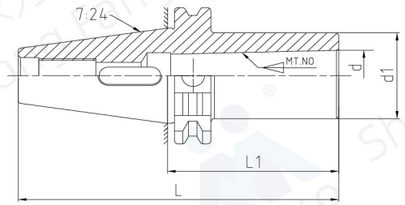

型号 Model	L (mm)	L1 (mm)	d (mm)	d1 (mm)
DIN69871 30-MTA1-50	97.8	50	12.065	25
DIN69871 30-MTA2-60	107.8	60	17.78	32
DIN69871 30-MTA3-80	127.8	80	23.825	40
DIN69871 40-MTA1-45	113.4	45	12.065	25
DIN69871 40-MTA1-50	118.4	50		
DIN69871 40-MTA1-120	188.4	120		
DIN69871 40-MTA2-50	118.4	50	17.78	32
DIN69871 40-MTA2-60	128.4	60		
DIN69871 40-MTA2-120	188.4	120		
DIN69871 40-MTA3-70	138.4	70	23.825	40
DIN69871 40-MTA3-75	143.4	75		
DIN69871 40-MTA3-135	203.4	135		
DIN69871 40-MTA4-90	158.4	90	31.267	48
DIN69871 40-MTA4-135	203.4	135		
DIN69871 40-MTA4-165	233.4	165		
DIN69871 50-MTA1-45	146.75	45	12.065	25
DIN69871 50-MTA1-120	221.75	120		
DIN69871 50-MTA2-45	146.75	45	17.78	32
DIN69871 50-MTA2-135	236.75	135		
DIN69871 50-MTA3-50	151.75	50	23.825	40
DIN69871 50-MTA3-135	236.75	135		
DIN69871 50-MTA4-90	191.75	90	31.267	48
DIN69871 50-MTA4-180	281.75	180		
DIN69871 50-MTA5-120	221.75	120	44.399	63

规格说明：

DIN69871 40 – MTA – 4 – 90

- L1长度 Length(L)
- 莫氏锥型号 Morse taper model
- 带扁尾莫氏锥 Morse taper with flat tail
- 锥柄形式 Shank size

配件 Accessories

X1

拉钉
PULL STUD

特点：

◎刀柄采用进口高强度材质，经特殊处理后产品具有高耐磨性
◎刀柄用于带扁尾莫氏锥柄刀具、钻头、铰刀等
◎拉钉须另行购买

Features:

◎The tool handle is made of imported high-strength material. After special treatment, the product has high wear resistance
◎The tool holder is used for tools with flat tail Morse taper shank, drill bits, reamers, etc
◎Pulling nails must be purchased separately

ZY-10034 HSK-MTA数控莫氏变径套 HSK-MTA SERIES MORSE TAPER(WITH TANG)

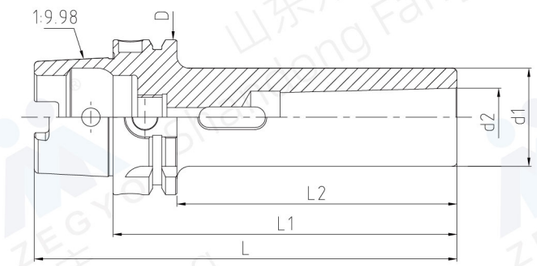

规格 Model	L (mm)	L1 (mm)	L2 (mm)	D (mm)	d1 (mm)	d2 (mm)
HSK50A-MTA2-120	145	120	94	50	32	17.78
HSK50A-MTA3-140	165	140	114		40	23.825
HSK63A-MTA1-100	132	100	74	63	25	12.065
HSK63A-MTA2-120	152	120	94		32	17.78
HSK63A-MTA3-140	172	140	114		40	23.825
HSK63A-MTA4-160	192	160	134		48	31.267
HSK100A-MTA1-110	160	110	81	100	25	12.065
HSK100A-MTA2-120	170	120	91		32	17.78
HSK100A-MTA3-150	200	150	121		40	23.825
HSK100A-MTA4-170	220	170	141		48	31.267
HSK100A-MTA5-200	250	200	171		63	44.399

规格说明：

HSK63A – MTA – 4 – 160

- L1长度 Length(L)
- 莫氏锥型号 Morse taper model
- 带扁尾莫氏锥 Morse taper with flat tail
- 锥柄形式 Shank size

特点：

◎刀杆有预设标准动平衡 G6. 3，可另外指定精密动平衡 G2. 5
◎刀柄采用进口高强度材质，经特殊处理后产品具有高耐磨性
◎刀柄用于带扁尾莫氏锥柄刀具、钻头、铰刀等

Features:

◎The tool holder has preset standard dynamic balance G6. 3, and precision dynamic balance G2. 5 can be specified separately
◎The tool handle is made of imported high-strength material. After special treatment, the product has high wear resistance
◎The tool holder is used for tools with flat tail Morse taper shank, drill bits, reamers, etc

扫码观看视频
Scan the code to watch videos

ZY-10035 CAT-MTA数控莫氏变径套 CAT-MTA SERIES MORSE TAPER(WITH TANG)

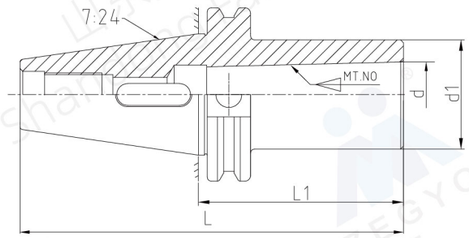

型号 Model	L (mm)	L1 (mm)	d (mm)	d1 (mm)
CAT40-MTA1-45	113.25	45	12.065	25
CAT40-MTA2-60	128.25	60	17.78	32
CAT40-MTA3-75	143.25	75	23.825	40
CAT40-MTA4-95	163.25	95	31.267	48
CAT50-MTA1-45	146.6	45	12.065	25
CAT50-MTA2-50	151.6	50	17.78	32
CAT50-MTA2-135	236.6	135	17.78	32
CAT50-MTA3-63	164.6	63	23.825	40
CAT50-MTA3-150	251.6	150	23.825	40
CAT50-MTA4-90	191.6	90	31.267	48
CAT50-MTA5-105	206.6	105	44.399	63

规格说明：

CAT40 – MTA – 4 – 95

- 95：L1长度 Length(L)
- 4：莫氏锥型号 Morse taper model
- MTA：带扁尾莫氏锥 Morse taper with flat tail
- CAT40：锥柄形式 Shank size

配件 Accessories

X1

拉钉
PULL STUD

特点：

◎刀柄采用进口高强度材质，经特殊处理后产品具有高耐磨性
◎刀柄用于带扁尾莫氏锥柄刀具、钻头、铰刀等
◎拉钉须另行购买

Features:

◎The tool handle is made of imported high-strength material. After special treatment, the product has high wear resistance
◎The tool holder is used for tools with flat tail Morse taper shank, drill bits, reamers, etc
◎Pulling nails must be purchased separately

ZY-10036-I DIN2080-MTA数控莫氏变径套 DIN2080-MTA SERIES MORSE TAPER(WITH TANG)

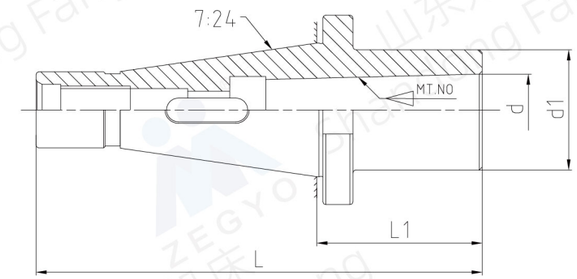

型号 Model	L (mm)	L1 (mm)	d (mm)	d1 (mm)
DIN2080 30-MTA1-50	118.4	50	12.065	25
DIN2080 30-MTA2-60	128.4	60	17.78	32
DIN2080 30-MTA3-70	138.4	70	23.825	40
DIN2080 40-MTA1-45	138.4	45	12.065	25
DIN2080 40-MTA1-50	143.4	50		
DIN2080 40-MTA1-120	213.4	120		
DIN2080 40-MTA2-50	143.4	50	17.78	32
DIN2080 40-MTA2-60	153.4	60		
DIN2080 40-MTA2-120	213.4	120		
DIN2080 40-MTA3-60	153.4	60	23.825	40
DIN2080 40-MTA3-75	168.4	75		
DIN2080 40-MTA3-135	228.4	135		
DIN2080 40-MTA4-90	183.4	90	31.267	48
DIN2080 40-MTA4-95	188.4	95		
DIN2080 40-MTA4-165	258.4	165		
DIN2080 40-MTA5-180	273.4	180	44.399	63

规格说明：

DIN2080 40 – MTA – 4 – 95

- 95：L1长度 Length(L)
- 4：莫氏锥型号 Morse taper model
- MTA：带扁尾莫氏锥 Morse taper with flat tail
- DIN2080 40：锥柄形式 Shank size

特点：

◎刀柄采用进口高强度材质，经特殊处理后产品具有高耐磨性
◎刀柄用于带扁尾莫氏锥柄刀具、钻头、铰刀等

Features:

◎The tool handle is made of imported high-strength material. After special treatment, the product has high wear resistance
◎The tool holder is used for tools with flat tail Morse taper shank, drill bits, reamers, etc

ZY-10036-II DIN2080 50-MTA数控莫氏变径套 DIN2080-MTA SERIES MORSE TAPER(WITH TANG)

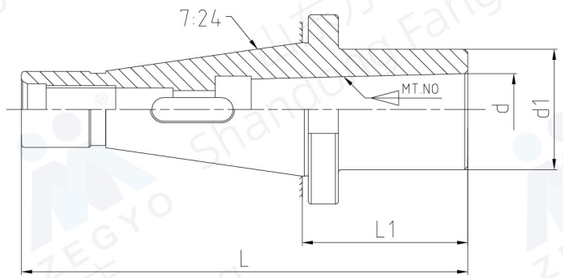

型号 Model	L (mm)	L1 (mm)	d (mm)	d1 (mm)
DIN2080 50-MTA1-40	166.8	40	12.065	25
DIN2080 50-MTA1-50	176.8	50		
DIN2080 50-MTA1-120	246.8	120		
DIN2080 50-MTA2-45	171.8	45	17.78	32
DIN2080 50-MTA2-60	186.8	60		
DIN2080 50-MTA2-135	261.8	135		
DIN2080 50-MTA3-50	176.8	50	23.825	40
DIN2080 50-MTA3-65	191.8	65		
DIN2080 50-MTA3-135	261.8	135		
DIN2080 50-MTA4-70	196.8	70	31.267	48
DIN2080 50-MTA4-90	216.8	90		
DIN2080 50-MTA4-180	306.8	180		
DIN2080 50-MTA5-105	231.8	105	44.399	63
DIN2080 50-MTA5-120	246.8	120		

规格说明：

DIN2080 50 – MTA – 4 – 90

- 90：L1长度 Length(L)
- 4：莫氏锥型号 Morse taper model
- MTA：带扁尾莫氏锥 Morse taper with flat tail
- DIN2080 50：锥柄形式 Shank size

特点：

◎刀柄采用进口高强度材质，经特殊处理后产品具有高耐磨性
◎刀柄用于带扁尾莫氏锥柄刀具、钻头、铰刀等

Features:

◎The tool handle is made of imported high-strength material. After special treatment, the product has high wear resistance
◎The tool holder is used for tools with flat tail Morse taper shank, drill bits, reamers, etc

ZY-10037 BT-MTB数控莫氏变径套后拉型 BT-MTB SERIES MORSE TAPER(WITH DRAWBAR)

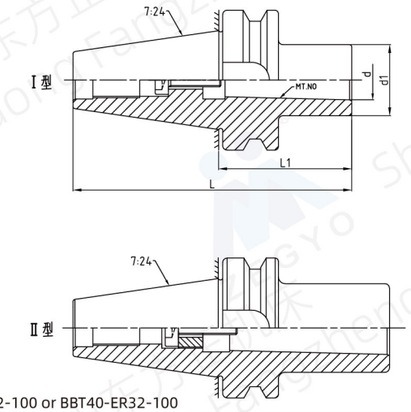

订货时请注明BT系列还是BBT系列例如：BT40-ER32-100或BBT40-ER32-100
When ordering, please specify BT series or BBT series, for example BT40-ER32-100 or BBT40-ER32-100

规格 Model	L (mm)	L1 (mm)	d (mm)	d1 (mm)	型式 (type)
(BBT)BT40-MTB1-45	110.4	45	12.065	25	Ⅰ型
(BBT)BT40-MTB1-60	125.4	60			
(BBT)BT40-MTB1-100	165.4	100			
(BBT)BT40-MTB2-60	125.4	60	17.78	32	
(BBT)BT40-MTB2-75	140.4	75			
(BBT)BT40-MTB2-100	165.4	100			
※(BBT)BT40-MTB3-72	137.4	72	23.825	40	Ⅱ型
(BBT)BT40-MTB3-100	165.4	100			
(BBT)BT40-MTB3-135	200.4	135			
※(BBT)BT40-MTB4-90	155.4	90	31.267	48	
(BBT)BT40-MTB4-100	165.4	100			
(BBT)BT40-MTB4-165	230.4	165			
(BBT)BT50-MTB1-45	146.8	45	12.065	25	Ⅰ型
(BBT)BT50-MTB1-60	161.8	60			
(BBT)BT50-MTB2-45	146.8	45	17.78	32	
(BBT)BT50-MTB2-60	161.8	60			
(BBT)BT50-MTB2-150	215.4	150			
(BBT)BT50-MTB3-60	161.8	60	23.825	40	
(BBT)BT50-MTB3-100	201.8	100			
(BBT)BT50-MTB3-200	301.8	200			
※(BBT)BT50-MTB4-82	183.8	82	31.267	48	Ⅱ型
(BBT)BT50-MTB4-100	201.8	100			
(BBT)BT50-MTB4-180	281.8	180			
(BBT)BT50-MTB5-115	221.8	120	44.399	63	

规格说明：

BT40 – MTB – 3 – 100

- 100：L1长度 Length(L)
- 3：莫氏锥型号 Morse taper model
- MTB：无扁尾莫氏锥 Morse taper without flat tail
- BT40：锥柄形式 Shank size

配件 Accessories

订购的产品长度小于带※的产品长度都需要额外订购加长拉钉
If the length of the ordered product is shorter than the length of the product with ※, you need to order an additional lengthening pull stud

特点：

◎刀柄采用进口高强度材质，经特殊处理后产品具有高耐磨性
◎刀柄用于带扁尾莫氏锥柄刀具、钻头、铰刀等
◎拉钉须另行购买

Features:

◎The tool handle is made of imported high-strength material. After special treatment, the product has high wear resistance
◎The tool holder is used for tools with flat tail Morse taper shank, drill bits, reamers, etc
◎Pull stud(retention knobs) must be purchased separately

ZY-10038 DIN69871-MTB数控莫氏变径套后拉型 DIN69871-MTB SERIES MORSE TAPER(WITH DRAWBAR)

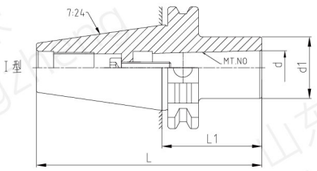

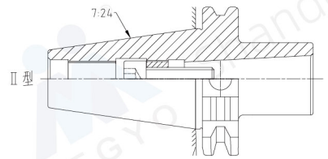

规格 Model	L (mm)	L1 (mm)	d (mm)	d1 (mm)	型式 (type)
DIN69871 40-MTB1-45	113.4	45	12.065	25	I 型
DIN69871 40-MTB1-75	143.4	75			
DIN69871 40-MTB1-100	168.4	100			
DIN69871 40-MTB2-60	128.4	60	17.78	32	
DIN69871 40-MTB2-75	143.4	75			
DIN69871 40-MTB2-95	163.4	95			
※DIN69871 40-MTB3-73	141.4	73	23.825	40	II 型
DIN69871 40-MTB3-90	158.4	90			
DIN69871 40-MTB3-135	203.4	135			
※DIN69871 40-MTB4-100	168.4	100	31.267	48	
DIN69871 40-MTB4-135	203.4	135			
DIN69871 40-MTB4-165	233.4	165			
DIN69871 50-MTB1-45	146.75	45	12.065	25	I 型
DIN69871 50-MTB1-120	221.75	120			
DIN69871 50-MTB2-45	146.75	45	17.78	32	
DIN69871 50-MTB2-75	176.75	75			
DIN69871 50-MTB2-150	251.75	150			
DIN69871 50-MTB3-60	161.75	60	23.825	40	
DIN69871 50-MTB3-75	176.75	75			
DIN69871 50-MTB3-100	201.75	100			
※DIN69871 50-MTB4-85	186.75	85	31.267	48	II 型
DIN69871 50-MTB4-100	201.75	100			
DIN69871 50-MTB4-180	281.75	180			
※DIN69871 50-MTB5-115	216.75	115	44.399	63	

规格说明：

DIN69871 40 – MTB – 3 – 90

- L1长度 Length(L)
- 莫氏锥型号 Morse taper model
- 无扁尾莫氏锥 Morse taper without flat tail
- 锥柄形式 Shank size

配件 Accessories

订购的产品长度小于带※的产品长度都需要额外订购加长拉钉
If the length of the ordered product is shorter than the length of the product with ※, you need to order an additional lengthening pullstud

特点：

◎刀柄采用进口高强度材质，经特殊处理后产品具有高耐磨性
◎刀柄用于带扁尾莫氏锥柄刀具、钻头、铰刀等
◎拉钉须另行购买

Features:

◎The tool handle is made of imported high-strength material. After special treatment, the product has high wear resistance
◎The tool holder is used for tools with flat tail Morse taper shank, drill bits, reamers, etc
◎Pull stud(retention knobs) must be purchased separately

ZY-10039-I DIN2080 40-MTB数控莫氏变径套后拉型 DIN2080 40-MTB SERIES MORSE TAPER(WITH DRAWBAR)

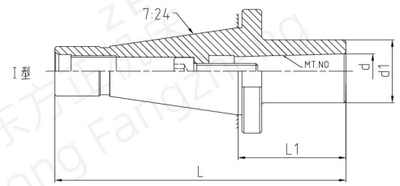

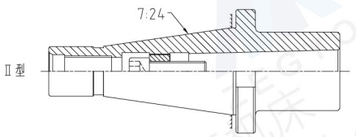

规格 Model	L (mm)	L1 (mm)	d (mm)	d1 (mm)	型式 (type)
DIN2080 30-MTB1-50	118.4	50	12.065	25	I 型
DIN2080 30-MTB2-60	128.4	60	17.78	32	
DIN2080 30-MTB3-85	153.4	85	23.825	40	II 型
DIN2080 40-MTB1-45	138.4	45	12.065	25	I 型
DIN2080 40-MTB1-50	143.4	50			
DIN2080 40-MTB2-50	143.4	50	17.78	32	
DIN2080 40-MTB2-60	153.4	60			
DIN2080 40-MTB2-120	213.4	120			
DIN2080 40-MTB3-60	153.4	60	23.825	40	
DIN2080 40-MTB3-65	158.4	65			
DIN2080 40-MTB3-75	168.4	75			
DIN2080 40-MTB4-90	183.4	90	31.267	48	II 型
DIN2080 40-MTB4-95	188.4	95			
DIN2080 40-MTB4-135	228.4	135			
DIN2080 40-MTB4-165	258.4	165			

规格说明：

DIN2080 40 – MTB – 4 – 90

- L1长度 Length(L)
- 莫氏锥型号 Morse taper model
- 无扁尾莫氏锥 Morse taper without flat tail
- 锥柄形式 Shank size

特点：

◎刀柄采用进口高强度材质，经特殊处理后产品具有高耐磨性
◎刀柄用于带扁尾莫氏锥柄刀具、钻头、铰刀等
◎拉钉须另行购买

Features:

◎The tool handle is made of imported high-strength material. After special treatment, the product has high wear resistance
◎The tool holder is used for tools with flat tail Morse taper shank, drill bits, reamers, etc
◎Pull stud(retention knobs) must be purchased separately

ZY-10039-II DIN2080 50-MTB数控莫氏变径套后拉型 DIN2080-MTB SERIES MORSE TAPER(WITH DRAWBAR)

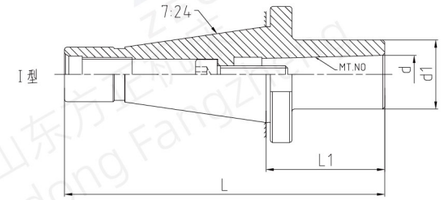

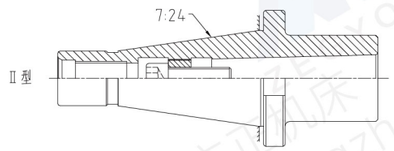

规格 Model	L (mm)	L1 (mm)	d (mm)	d1 (mm)	型式 (type)
DIN2080 50-MTB1-50	176.8	50	12.065	25	I 型
DIN2080 50-MTB1-100	226.8	100			
DIN2080 50-MTB2-45	171.8	45	17.78	32	
DIN2080 50-MTB2-50	176.8	50			
DIN2080 50-MTB2-75	201.8	75			
DIN2080 50-MTB2-150	276.8	150			
DIN2080 50-MTB3-60	186.8	60	23.825	40	
DIN2080 50-MTB3-65	191.8	65			
DIN2080 50-MTB3-110	236.8	110			
DIN2080 50-MTB4-65	191.8	65	31.267	48	II 型
DIN2080 50-MTB4-70	196.8	70			
DIN2080 50-MTB4-95	221.8	95			
DIN2080 50-MTB4-120	246.8	120			
DIN2080 50-MTB5-120	246.8	120	44.399	63	

规格说明：

DIN2080 50 – MTB – 4 – 90

- 锥柄形式 Shank size
- 无扁尾莫氏锥 Morse taper without flat tail
- 莫氏锥型号 Morse taper model
- L1长度 Length(L)

特点：

◎刀柄采用进口高强度材质，经特殊处理后产品具有高耐磨性
◎刀柄用于带扁尾莫氏锥柄刀具、钻头、铰刀等

Features:

◎The tool handle is made of imported high-strength material. After special treatment, the product has high wear resistance
◎The tool holder is used for tools with flat tail Morse taper shank, drill bits, reamers, etc

ZY-10040 BT-DC数控后拉式刀柄 BT-DC BACK LOCKING COLLET HOLDER

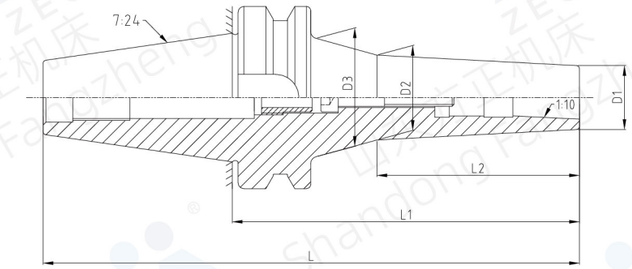

规格Model	L(mm)	L1(mm)	L2(mm)	D1(mm)	D2(mm)	D3(mm)
BT30-DC06-90	138.4	90	45	14	18	30
BT30-DC06-120	168.4	120	65		20.8	
BT30-DC08-90	138.4	90		22	29	
BT30-DC08-120	168.4	120			32	
BT30-DC10-90	138.4	90		28	35	
BT30-DC10-120	168.4	120			36.7	
BT40-DC06-90	155.4	90	45	14	18	34
BT40-DC06-120	185.4	120	60		20	
BT40-DC06-150	215.4	150	76		21	
BT40-DC06-200	265.4	200	101		25	36
BT40-DC08-90	155.4	90		22	29	
BT40-DC08-120	185.4	120	70		29.5	41
BT40-DC10-90	155.4	90		28	34.5	
BT40-DC10-120	185.4	120			37.7	
BT50-DC06-100	201.8	100	45	14	18.7	40
BT50-DC06-200	301.8	200	120		26.5	45
BT50-DC08-100	201.8	100	45	22	26.7	40
BT50-DC08-150	251.8	150	90		31.5	45
BT50-DC10-110	211.8	110		28	35.5	
BT50-DC10-150	251.8	150			39.7	
BT50-DC10-200	301.8	200	105		39	50

规格说明：

BT40 – DC – 08 – 90

- 锥柄形式 Shank size
- 功能代号 Function code
- 夹持范围 Clamping range
- L1长度 Length(L)

配件 Accessories

特点：

◎刀柄采用进口高强度材质，经特殊处理后产品具有高耐磨性
◎前端小径设计，降低干涉，无振动
◎内孔属于自锁锥度，锁刀牢固
◎拉钉,筒夹须另行购买

Features:

◎The tool handle is made of imported high-strength material. After special treatment, the product has high wear resistance
◎Front end small diameter design, reducing interference and no vibration
◎The inner hole has a self-locking taper, and the knife lock is firm
◎Pull stud and collet must be purchased separately

ZY-10041 OZ数控铣夹头刀柄 OZ SERIES MILL TOOLHODLER

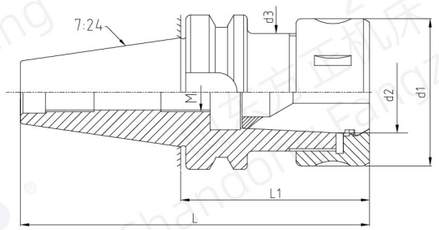

规格 Model	L (mm)	L1 (mm)	d1 (mm)	d2 (mm)	d3 (mm)	M (mm)
BT30-OZ25-80	128.4	80	60	32.9	48	M16
BT30-OZ25-100	148.4	100				
BT30-OZ32-80	128.4	80	72	41.3	60	
BT30-OZ32-100	148.4	100				
BT40-OZ16-70	135.4	70	43	22.65	33	M12
BT40-OZ16-100	165.4	100				
BT40-OZ25-70	135.4	70	60	32.9	48	M16
BT40-OZ25-100	165.4	100				
BT40-OZ32-100	165.4	100	72	41.3	60	
BT50-OZ25-100	201.8	100	60	32.9	48	
BT50-OZ25-125	226.8	125				
BT50-OZ32-90	191.8	90	72	41.3	60	
BT50-OZ32-120	221.8	120				
DIN69871 30-OZ25-70	117.8	70	60	32.9	48	
DIN69871 40-OZ16-70	138.4	70	43	22.65	33	M12
DIN69871 40-OZ25-70	138.4	70	60	32.9	48	M16
DIN69871 40-OZ32-90	158.4	90	72	41.3	60	
DIN69871 50-OZ25-100	201.75	100	60	32.9	48	
DIN69871 50-OZ32-100	201.75	100	72	41.3	60	
DIN69871 50-OZ40-100	201.75	100	85	49.7	68	
DIN2080 30-OZ25-65	133.4	65	60	32.9	48	
DIN2080 30-OZ25-100	168.4	100				
DIN2080 40-OZ25-63	156.4	63				
DIN2080 40-OZ25-100	193.4	100				
DIN2080 40-OZ25-150	243.4	150				
DIN2080 40-OZ32-65	158.4	65	72	41.3	60	
DIN2080 40-OZ32-95	188.4	95				
DIN2080 50-OZ25-70	196.8	70	60	32.9	48	
DIN2080 50-OZ32-70	196.8	70	72	41.3	60	
DIN2080 50-OZ32-80	223.8	80				

DIN2080 50 – OZ – 25 – 100
- L1长度 Length(L)
- 筒夹型号 Collet model
- 筒夹种类 Collet type
- 锥柄形式 Shank size

配件 Accessories

压帽 NUT	EOC夹头 EOC COLLET	扳手 WRENCH	拉钉 PULL STUD
X1	X1	X1	X1

特点：

◎刀柄采用进口高强度材质，经特殊处理后产品具有高耐磨性
◎筒夹样式有A型和B型
◎钢珠螺帽设计，增加夹持力，重切削专用
◎筒夹需先放入螺母中，再装入刀具，接着锁固入刀柄
◎拉钉,筒夹,扳手须另行购买

Features:

◎The tool handle is made of imported high-strength material. After special treatment, the product has high wear resistance
◎Collet styles include type A and type B
◎Steel ball nut design to increase clamping force, suitable for heavy cutting
◎The collet needs to be put into the nut first, then the tool, and then locked into the tool holder
◎Pull stud, collet and wrench must be purchased separately

ZY-10042 HSK-OZ数控铣夹头刀柄 HSK-OZ SERIES MILL TOOLHODLER

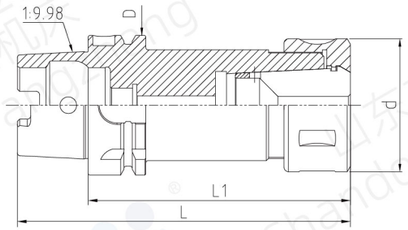

型号 Model	L	L1	D	d
HSK 50A-OZ25-100	125	100	50	60
HSK 50A-OZ25-120	145	120		
HSK 50A-OZ25-150	175	150		
HSK 50A-OZ32-120	145	120		72
HSK 50A-OZ32-150	175	150		
HSK 63A-OZ25-100	132	100	63	60
HSK 63A-OZ25-120	152	120		
HSK 63A-OZ25-150	182	150		
HSK 63A-OZ32-120	152	120		72
HSK 63A-OZ32-150	182	150		
HSK100A-OZ25-100	150	100	100	60
HSK100A-OZ25-120	170	120		
HSK100A-OZ25-150	200	150		
HSK100A-OZ32-130	180	130		72
HSK100A-OZ32-150	200	150		

规格说明：

HSK63A – OZ – 25 – 100
- L1长度 Length(L)
- 筒夹型号 Collet model
- 筒夹种类 Collet type
- 锥柄形式 Shank size

配件 Accessories

压帽 NUT	EOC夹头 EOC COLLET	扳手 WRENCH
X1	X1	X1

特点：

◎刀柄采用高强度材质加工，在淬火、回火后经深冷处理，性能稳定，耐磨耐用
◎整支通孔，利于出水及抗震
◎钢珠螺帽设计，增大了夹持力，属于重切削专用
◎筒夹必须先置入螺帽，再装入刀具，最后锁固入刀柄体
◎筒夹和扳手需要单独订购
◎可根据客户需要精密平衡至 G6.3/15000RPM或G2.5/30000RPM

Features:

◎The tool holder is made of high-strength material and is cryogenically treated after quenching and tempering. It has stable performance, wear resistance and durability
◎The entire through hole is conducive to water discharge and earthquake resistance
◎The steel ball nut design increases the clamping force and is specially designed for heavy cutting
◎When inserting the tool into the collet, the nut must be placed first, then the tool, and finally locked into the tool handle body
◎Collet and wrench need to be ordered separately
◎Can be precisely balanced according to customer needs to G6.315000RPM, G2.530000RPM

ZY-10043 BT-SK数控高速夹头刀柄 BT-SK HIGH SPEED PRECISION HOLDER

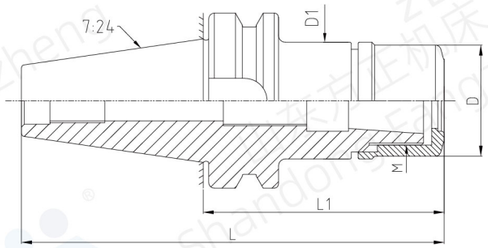

规格 Model	L (mm)	L1 (mm)	D (mm)	D1 (mm)	M
BT30-SK10-60	108.4	60	27	28	M21.5x1.0
BT30-SK10-90	138.4	90			
BT30-SK10-120	168.4	120			
BT30-SK16-60	108.4	60	40	42	M32x1.5
BT30-SK16-90	138.4	90			
BT30-SK16-120	168.4	120			
BT40-SK10-90	155.4	90	27	28	M21.5x1.0
BT40-SK10-120	185.4	120			
BT40-SK10-150	215.4	150			
BT40-SK16-90	155.4	90	40	42	M32x1.5
BT40-SK16-120	185.4	120			
BT40-SK16-150	215.4	150			
BT50-SK10-100	201.8	100	27	28	M21.5x1.0
BT50-SK10-120	221.8	120			
BT50-SK10-150	251.8	150			
BT50-SK10-200	301.8	200			
BT50-SK16-100	201.8	100	40	42	M32x1.5
BT50-SK16-120	221.8	120			
BT50-SK16-150	251.8	150			

规格说明：

BT40 – SK – 10 – 120

- 120：L1长度 Length(L)
- 10：筒夹型号 Collet model
- SK：筒夹种类 Collet type
- BT40：锥柄形式 Shank size

配件 Accessories

压帽 NUT	SK夹头 SK COLLET	扳手 WRENCH	拉钉 PULL STUD
X1	X1	X1	X1

特点：

◎刀柄采用进口高强度材质，经特殊处理后产品具有高耐磨性
◎螺帽的独特设计，可降低切削时的风阻噪音，减少振动
◎适于高转速，高精密切削加工
◎超强夹持力，使高速加工更稳定
◎拉钉，扳手，筒夹须另行购买

Features:

◎The tool holder is made of high-strength material. After special treatment, the product has high wear resistance
◎The unique design of the nut can reduce wind noise and vibration during cutting
◎Suitable for high-speed, high-precision cutting
◎Super strong clamping force makes high-speed processing more stable
◎Pull stud(retention knobs) , wrench and collet must be purchased separately

ZY-10044 DIN69871-SK数控高速夹头刀柄 DIN-SK HIGH SPEED PRECISION HOLDER

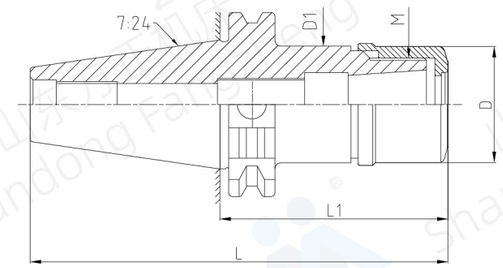

规格 Model	L (mm)	L1 (mm)	D (mm)	D1 (mm)	M
DIN69871 40-SK10-90	158.4	90	27	28	M21.5x1.0
DIN69871 40-SK10-150	218.4	150			
DIN69871 40-SK16-90	158.4	90	40	42	M32x1.5
DIN69871 40-SK16-120	188.4	120			
DIN69871 40-SK16-150	218.4	150			

规格说明：

DIN69871 A40 – SK – 16 – 90

- 90：L1长度 Length(L)
- 16：筒夹型号 Collet model
- SK：筒夹种类 Collet type
- DIN69871 A40：锥柄形式 Shank size

配件 Accessories

压帽 NUT	SK夹头 SK COLLET	扳手 WRENCH	拉钉 PULL STUD
X1	X1	X1	X1

特点：

◎刀柄采用进口高强度材质，经特殊处理后产品具有高耐磨性
◎螺帽的独特设计，可降低切削时的风阻噪音，减少振动
◎适于高转速，高精密切削加工
◎超强夹持力，使高速加工更稳定
◎拉钉须另行购买

Features:

◎The tool holder is made of high-strength material. After special treatment, the product has high wear resistance
◎The unique design of the nut can reduce wind noise and vibration during cutting
◎Suitable for high-speed, high-precision cutting
◎Super strong clamping force makes high-speed processing more stable
◎Pull stud(retention knobs) , wrench and collet must be purchased separately

扫码观看视频
Scan the code to watch videos

ZY-10045-I BT30/40数控混合插入式铣刀杆 BT COMBI SHELL END MILL TOOLGOLDER

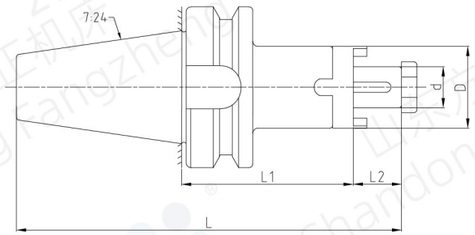

订货时请注明BT系列还是BBT系列例如：BT40-ER32-100或BBT40-ER32-100
When ordering, please specify BT series or BBT series, for example BT40-ER32-100 or BBT40-ER32-100

规格 Model	L (mm)	L1 (mm)	L2 (mm)	d (mm)	D (mm)
(BBT30)BT30x16-45	110.4	45	17	16	32
(BBT30)BT30x16-55	120.4	55			
(BBT30)BT30x22-55	122.4	55	19	22	40
(BBT30)BT30x22-100	167.4	100			
(BBT30)BT30x27-55	124.4	55	21	27	48
(BBT30)BT30x32-60	132.4	60	24	32	58
(BBT30)BT30x40-60	135.4	60	27	40	70
(BBT40)BT40x16-55	137.4	55	17	16	32
(BBT40)BT40x16-100	182.4	100			
(BBT40)BT40x16-160	242.4	160			
(BBT40)BT40x22-55	139.4	55	19	22	40
(BBT40)BT40x22-100	184.4	100			
(BBT40)BT40x22-160	244.4	160			
(BBT40)BT40x27-55	141.4	55	21	27	48
(BBT40)BT40x27-100	186.4	100			
(BBT40)BT40x27-160	246.4	160			
(BBT40)BT40x32-60	149.4	60	24	32	58
(BBT40)BT40x32-100	189.4	100			
(BBT40)BT40x32-160	249.4	160			
(BBT40)BT40x40-60	152.4	60	27	40	70
(BBT40)BT40x40-100	192.4	100			

规格说明：

BT40 – 32 – 60

- 锥柄形式 Shank size
- 接口直径 Interface diameter
- L1长度 Length(L)

配件 Accessories

垫块 STUB SPACER RINGS	拉钉 PULL STUD	扳手 WRENCH	拔环 DRIVE RING	十字螺钉 SCREW
X1	X1	X1	X1	X1

特点：

◎刀柄采用进口高强度材质，经特殊处理后产品具有高耐磨性
◎用于加工中心或数控机床的专用刀柄，前端连接刀盘，用于铣削
◎订购时请注明刀柄形式：如需中心进水与法兰盘侧面进水冷却的刀柄，请标明AD/B型
◎拉钉,垫块和扳手须另行购买

Features:

◎The tool holder is made of high-strength material. After special treatment, the product has high wear resistance
◎Special tool holder for machining centers or CNC machine tools, with the front end connected to the cutterhead for milling
◎Please indicate the tool holder type when ordering: If you need a tool holder with central water inlet and flange side water inlet for cooling, please indicate AD/B type
◎Pull stud(retention knobs) , stub spacer rings and wrench must be purchased separately

ZY-10045-II BT50数控混合插入式铣刀杆 BT COMBI SHELL END MILL TOOLGOLDER

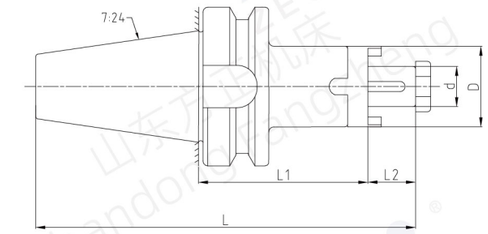

订货时请注明BT系列还是BBT系列例如：BT40-ER32-100或BBT40-ER32-100
When ordering, please specify BT series or BBT series, for example BT40-ER32-100 or BBT40-ER32-100

规格 Model	L (mm)	L1 (mm)	L2 (mm)	d (mm)	D (mm)
(BBT50)BT50x16-70	188.8	70	17	16	32
(BBT50)BT50x16-100	218.8	100			
(BBT50)BT50x16-160	278.8	160			
(BBT50)BT50x22-70	190.8	70	19	22	40
(BBT50)BT50x22-100	220.8	100			
(BBT50)BT50x22-160	280.8	160			
(BBT50)BT50x27-70	192.8	70	21	27	48
(BBT50)BT50x27-100	222.8	100			
(BBT50)BT50x27-160	282.8	160			
(BBT50)BT50x32-70	195.8	70	24	32	58
(BBT50)BT50x32-100	225.8	100			
(BBT50)BT50x32-160	285.8	160			
(BBT50)BT50x40-70	198.8	70	27	40	70
(BBT50)BT50x40-100	228.8	100			
(BBT50)BT50x40-160	288.8	160			
(BBT50)BT50x50-75	206.8	75	30	50	90
(BBT50)BT50x50-100	231.8	100			

规格说明：

BT50 – 32 – 60

- 锥柄形式 Shank size
- 接口直径 Interface diameter
- L1长度 Length(L)

配件 Accessories

垫块 STUB SPACER RINGS	拉钉 PULL STUD	扳手 WRENCH	拔环 DRIVE RING	十字螺钉 SCREW
X1	X1	X1	X1	X1

特点：

◎刀柄采用进口高强度材质，经特殊处理后产品具有高耐磨性
◎用于加工中心或数控机床的专用刀柄，前端连接刀盘，用于铣削
◎订购时请注明刀柄形式：如需中心进水与法兰盘侧面进水冷却的刀柄，请标明AD/B型
◎拉钉，垫块和扳手须另行购买

Features:

◎The tool holder is made of high-strength material. After special treatment, the product has high wear resistance
◎Special tool holder for machining centers or CNC machine tools, with the front end connected to the cutterhead for milling
◎Please indicate the tool holder type when ordering: If you need a tool holder with central water inlet and flange side water inlet for cooling, please indicate AD/B type
◎Pull stud(retention knobs) , stub spacer rings and wrench must be purchased separately

ZY-10046 DIN69871数控混合插入式铣刀杆 DIN69871 COMBI SHELL END MILL TOOLGOLDER

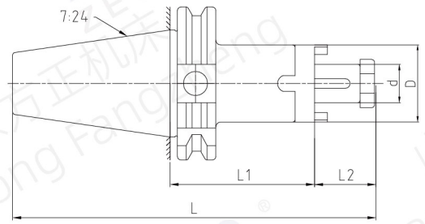

规格 Model	L (mm)	L1 (mm)	L2 (mm)	d (mm)	D (mm)
DIN69871 40x16-55	140.4	55	17	16	32
DIN69871 40x16-100	185.4	100			
DIN69871 40x16-160	245.4	160			
DIN69871 40x22-55	142.5	55	19	22	40
DIN69871 40x22-100	187.5	100			
DIN69871 40x22-160	247.5	160			
DIN69871 40x27-55	144.4	55	21	27	48
DIN69871 40x27-100	189.4	100			
DIN69871 40x27-160	249.4	160			
DIN69871 40x32-60	152.4	60	24	32	58
DIN69871 40x32-70	162.4	70			
DIN69871 40x32-100	192.4	100			
DIN69871 40x40-60	155.4	60	27	40	70
DIN69871 40x40-100	195.4	100			
DIN69871 40x1″-100	185.7	100	17.3	25.4	45
DIN69871 50x16-55	173.75	55	17	16	32
DIN69871 50x16-100	218.75	100			
DIN69871 50x22-55	175.75	55	19	22	40
DIN69871 50x22-100	220.75	100			
DIN69871 50x27-55	177.75	55	21	27	48
DIN69871 50x27-100	222.75	100			
DIN69871 50x32-60	185.75	60	24	32	58
DIN69871 50x32-100	225.75	100			
DIN69871 50x40-60	188.75	60	27	40	70
DIN69871 50x40-100	228.75	100			
DIN69871 50x50-100	231.75	100	30	50	90
DIN69871 50x1″-100	219.05	100	17.3	25.4	45

规格说明：

DIN69871 40 – 32 – 60

- L1长度 Length(L)
- 接口直径 Interface diameter
- 锥柄形式 Shank size

配件 Accessories

垫块 STUB SPACER RINGS	拉钉 PULL STUD	扳手 WRENCH	拨环 DRIVE RING	十字螺钉 SCREW
X1	X1	X1	X1	X1

特点：

◎刀柄采用进口高强度材质，经特殊处理后产品具有高耐磨性
◎用于加工中心或数控机床的专用刀柄，前端连接刀盘，用于铣削
◎订购时请注明刀柄形式：如需中心进水与法兰盘侧面进水冷却的刀柄，请标明AD/B型
◎拉钉，垫块和扳手须另行购买

Features:

◎The tool holder is made of high-strength material. After special treatment, the product has high wear resistance
◎Special tool holder for machining centers or CNC machine tools, with the front end connected to the cutterhead for milling
◎Please indicate the tool holder type when ordering: If you need a tool holder with central water inlet and flange side water inlet for cooling, please indicate AD/B type
◎Pull stud(retention knobs) , stub spacer rings and wrench must be purchased separately

ZY-10047 HSK-数控混合插入式铣刀杆 HSK COMBI SHELL END MILL TOOLGOLDER



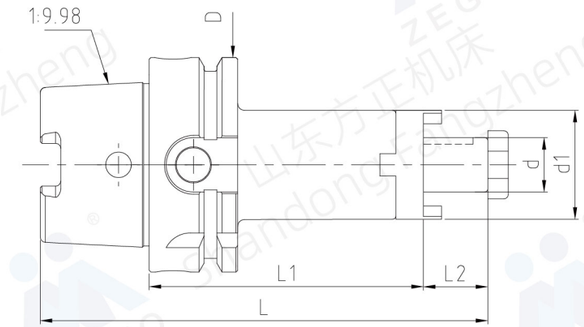

规格 Model	L	L1	L2	D	d	d1
HSK50Ax16-50	92	50	17	50	16	32
HSK50Ax22-50	94	50	19		22	40
HSK50Ax27-65	111	65	21		27	48
HSK50Ax32-65	114	65	24		32	58
HSK63Ax16-60	109	60	17	63	16	32
HSK63Ax22-60	111	60	19		22	40
HSK63Ax27-60	113	60	21		27	48
HSK63Ax32-60	116	60	24		32	58
HSK63Ax40-70	129	70	27		40	70
HSK100Ax22-60	127	60	19	100	22	40
HSK100Ax27-60	129	60	21		27	48
HSK100Ax32-60	131	60	24		32	58
HSK100Ax40-70	144	70	27		40	70
HSK100Ax50-70	147	70	30		50	90
HSK100Ax50-80	160	80	30		50	90

规格说明：

HSK63A – 32 – 60

- L1长度 Length(L)
- 接口直径 Interface diameter
- 锥柄形式 Shank size

配件 Accessories

垫块 STUB SPACER RINGS	扳手 WRENCH	拨环 DRIVE RING	十字螺钉 SCREW
X1	X1	X1	X1

特点：

◎刀柄采用进口高强度材质，经特殊处理后产品具有高耐磨性
◎数控机床的专用刀柄，前端装配刀盘，用于各种铣削
◎该刀柄用于高速切削，可承受最大弯矩、扭矩
◎垫块和扳手须另行购买

Features:

◎The tool holder is made of high-strength material. After special treatment, the product has high wear resistance
◎Special tool holder for CNC machine tools, equipped with a cutterhead at the front end, used for various milling operations
◎This tool holder is used for high-speed cutting and can withstand maximum bending moment and torque
◎Stub spacer rings and wrench must be purchased separately

扫码观看视频
Scan the code to watch videos

ZY-10048 DIN2080-数控混合插入式铣刀杆 DIN2080 COMBI SHELL END MILL TOOLGOLDER

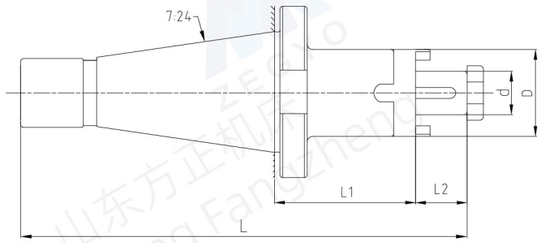

规格 Model	L (mm)	L1 (mm)	L2 (mm)	d (mm)	D (mm)
DIN2080 30x16-55	140.4	55	17	16	32
DIN2080 30x22-55	142.4	55	19	22	40
DIN2080 30x27-60	149.4	60	21	27	48
DIN2080 30x32-65	157.4	65	24	32	58
DIN2080 40x16-52	162.4	52	17	16	32
DIN2080 40x22-52	164.4	52	19	22	40
DIN2080 40x27-52	166.4	52	21	27	48
DIN2080 40x32-52	169.4	52	24	32	58
DIN2080 40x40-52	172.4	52	27	40	70
DIN2080 40x50-54	177.4	54	30	50	90
DIN2080 40x1″ -52	162.7	52	17.3	1″	45
DIN2080 50x16-45	188.8	45	17	16	32
DIN2080 50x22-55	200.8	55	19	22	40
DIN2080 50x27-55	202.8	55	21	27	48
DIN2080 50x32-55	205.8	55	24	32	58
DIN2080 50x40-55	208.8	55	27	40	70
DIN2080 50x50-55	211.8	55	30	50	90
DIN2080 50x1″ -60	204.1	60	17.3	1″	45

规格说明：

DIN2080 40 – 32 – 60

- L1长度 Length(L)
- 接口直径 Interface diameter
- 锥柄形式 Shank size

配件 Accessories

垫块 STUB SPACER RINGS	扳手 WRENCH	拨环 DRIVE RING	十字螺钉 SCREW
X1	X1	X1	X1

特点：

◎刀柄采用进口高强度材质，经特殊处理后产品具有高耐磨性
◎用于加工中心或数控机床的专用刀柄，前端装配刀盘，用于铣削
◎垫块和扳手需要另行购买

Features:

◎The tool handle is made of imported high-strength material. After special treatment, the product has high wear resistance
◎Special tool holder for machining centers or CNC machine tools, with the front end connected to the cutterhead for milling
◎Stub spacer rings and wrench must be purchased separately

扫码观看视频
Scan the code to watch videos

ZY-10049 BT 数控钻接杆 BT SERIES DRILL CHUCK ARBORS

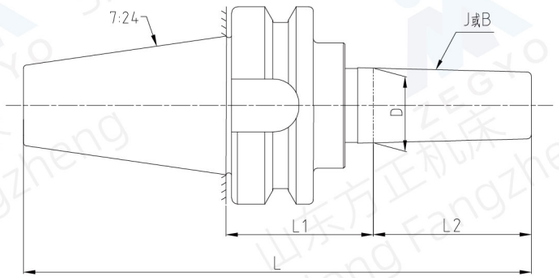

规格 Model	L (mm)	L1 (mm)	L2 (mm)	D (mm)
BT30-J1-45	110	45	16.669	9.754
BT30-J2-45	115.6		22.225	14.199
BT30-J3-45	124.4		30.956	20.599
BT30-B10-45	107.9		14.5	10.094
BT30-B12-45	111.9		18.5	12.065
BT30-B16-45	117.4		24	15.733
BT30-B18-45	125.4		32	17.78
BT40-J1-45	127.1		16.669	9.754
BT40-J2-45	132.6		22.225	14.199
BT40-J3-45	141.4		30.956	20.599
BT40-J4-45	152.5		42.069	28.55
BT40-J5-45	158		47.625	35.89
BT40-J33-45	135.8		25.4	15.85
BT40-B10-45	124.9		14.5	10.094
BT40-B12-45	128.9	45	18.5	12.065
BT40-B16-45	134.4	45	24	15.733
BT40-B18-45	142.4	45	32	17.78
BT50-J1-45	163.5	45	16.669	9.754
BT50-J2-45	169		22.225	14.199
BT50-J3-45	177.8		30.956	20.599
BT50-J4-45	188.9		42.069	28.55
BT50-J5-45	194.4		47.625	35.89
BT50-J6-45	172.2		25.4	17.17
BT50-J33-45	172.2		25.4	15.85
BT50-B10-45	161.3		14.5	10.094
BT50-B12-45	165.3	45	18.5	12.065
BT50-B16-60	185.8	60	24	15.733
BT50-B18-45	178.8	45	32	17.78

规格说明：

BT40 – J6 – 45

- L1长度 Length(L)
- 锥度型号 Taper model
- 锥柄形式 Shank size

配件 Accessories

拉钉 PULL STUD
X1

特点：

◎刀柄采用进口高强度材质，经特殊处理后产品具有高耐磨性
◎柄部与机床主轴连接，前端与各种内锥式钻夹头联用
◎拉钉需要另行购买

Features:

◎The tool holder is made of high-strength material. After special treatment, the product has high wear resistance
◎The shank is connected to the machine tool spindle, and the front is used with various internal cone drill chucks
◎Pull stud(retention knobs) must be purchased separately

扫码观看视频
Scan the code to watch videos

ZY-10050 DIN69871 数控钻接杆 DIN69871 SERIES DRILL CHUCK ARBORS

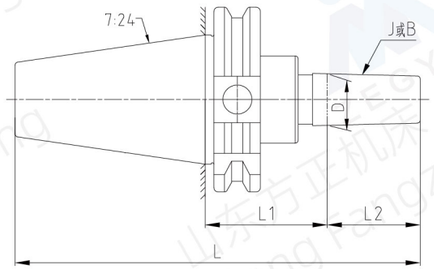

型号 Model	L (mm)	L1 (mm)	L2 (mm)	D (mm)
DIN69871 40-J0-32	111.5	32	11.112	6.35
DIN69871 40-J1-32	117	32	16.669	9.754
DIN69871 40-J2-32	122.6	32	22.225	14.199
DIN69871 40-J2S-32	119.5	32	19.05	13.94
DIN69871 40-J3-32	131.4	32	30.956	20.599
DIN69871 40-J4-32	142.5	32	42.069	28.55
DIN69871 40-J5-32	148	32	47.625	35.89
DIN69871 40-J6-32	125.8	32	25.4	17.17
DIN69871 40-J33-32	125.8	32	25.4	15.85
DIN69871 40-B6-32	110.4	32	10	6.35
DIN69871 40-B10-32	114.9	32	14.5	10.094
DIN69871 40-B10-45	127.9	45	14.5	10.094
DIN69871 40-B12-32	118.9	32	18.5	12.065
DIN69871 40-B12-80	166.9	80	18.5	12.065
DIN69871 40-B16-26	118.4	26	24	15.733
DIN69871 40-B16-32	124.4	32	24	15.733
DIN69871 40-B16-45	137.4	45	24	15.733
DIN69871 40-B18-32	132.4	32	32	17.78
DIN69871 40-B18-45	145.4	45	32	17.78
DIN69871 40-B22-32	140.9	32	40.5	21.793
DIN69871 40-B24-32	150.9	32	50.5	23.825

规格说明：

DIN69871 40 – J6 – 32

- L1长度 Length(L)
- 锥度型号 Taper model
- 锥柄形式 Shank size

配件 Accessories

X1

拉钉
PULL STUD

特点：

◎刀柄采用进口高强度材质，经特殊处理后产品具有高耐磨性
◎柄部与机床主轴连接，前端与各种内锥式钻夹头联用
◎拉钉需要另行购买

Features:

◎The tool holder is made of high-strength material. After special treatment, the product has high wear resistance
◎The shank is connected to the machine tool spindle, and the front is used with various internal cone drill chucks
◎Pull stud(retention knobs) must be purchased separately

扫码观看视频
Scan the code to watch videos

ZY-10051 CAT数控钻接杆 CAT SERIES DRILL CHUCK ARBORS

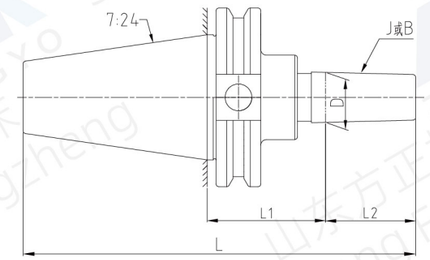

型号 Model	L (mm)	L1 (mm)	L2 (mm)	D (mm)
CAT40-B6-32	110.25	32	10	6.35
CAT40-B10-32	114.75	32	14.5	10.094
CAT40-B12-32	118.75	32	18.5	12.065
CAT40-B12-80	166.75	80	18.5	
CAT40-B16-26	118.25	26	24	15.733
CAT40-B16-32	124.25	32	24	
CAT40-B18-32	132.25	32	32	17.78
CAT40-B22-32	140.75	32	40.5	21.793
CAT40-B24-32	150.75	32	50.5	23.825
CAT40-J0-32	111.35	32	11.112	6.35
CAT40-J1-32	116.85	32	16.669	9.754
CAT40-J2-2″	141.25	2″	22.225	14.199
CAT40-J2-32	122.45	32	22.225	14.199
CAT40-J2S-32	119.35	32	19.05	13.94
CAT40-J3-32	131.25	32	30.956	20.599
CAT40-J4-32	142.35	32	42.069	28.55
CAT40-J5-32	147.85	32	47.625	35.89
CAT40-J6-32	125.65	32	25.4	17.17
CAT40-J33-32	125.65	32	25.4	15.85

规格说明：

CAT40 – J6 – 32

- L1长度 Length(L)
- 锥度型号 Taper model
- 锥柄形式 Shank size

配件 Accessories

X1

拉钉
PULL STUD

特点：

◎刀柄采用进口高强度材质，经特殊处理后产品具有高耐磨性
◎柄部与机床主轴连接，前端与各种内锥式钻夹头联用
◎拉钉需要另行购买

Features:

◎The tool holder is made of high-strength material. After special treatment, the product has high wear resistance
◎The shank is connected to the machine tool spindle, and the front is used with various internal cone drill chucks
◎Pull stud(retention knobs) must be purchased separately

ZY-10052 DIN2080数控钻接杆 DIN2080 SERIES DRILL CHUCK ARBORS

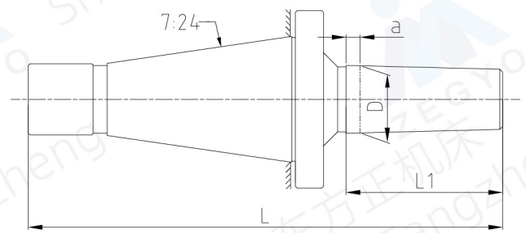

型号 Model	L (mm)	L1 (mm)	D (mm)	a (mm)
DIN2080 30-B10	104	18	10.094	3.5
DIN2080 30-B12	108	22	12.065	
DIN2080 30-B16	115	29	15.733	5
DIN2080 30-B18	123	37	17.78	
DIN2080 30-B22	131.5	45.5	21.793	
DIN2080 30-B24	141.5	55.5	23.825	
DIN2080 40-J6	138.4	25.4	17.17	
DIN2080 40-B10	131	18	10.094	3.5
DIN2080 40-B12	135	22	12.065	
DIN2080 40-B16	142	29	15.733	5
DIN2080 40-B18	150	37	17.78	
DIN2080 40-B22	158.5	45.5	21.793	
DIN2080 40-B24	168.5	55.5	23.825	
DIN2080 50-J6	175.4	25.4	17.17	
DIN2080 50-B10	168	18	10.094	3.5
DIN2080 50-B12	172	22	12.065	
DIN2080 50-B16	179	29	15.733	5
DIN2080 50-B18	187	37	17.78	
DIN2080 50-B22	195.5	45.5	21.793	
DIN2080 50-B24	205.5	55.5	23.825	

规格说明：

DIN2080 40 – J6

- 锥柄形式 Shank size
- 锥度型号 Taper model

特点：

◎刀柄采用进口高强度材质，经特殊处理后产品具有高耐磨性
◎柄部与机床主轴连接，前端与各种内锥式钻夹头联用

Features:

◎The tool holder is made of high-strength material. After special treatment, the product has high wear resistance
◎The shank is connected to the machine tool spindle, and the front is used with various internal cone drill chucks

ZY-10053 BT系列快换式攻丝刀柄 BT SERIES QUICK CHANGE TAPPING TOOLHOLDER

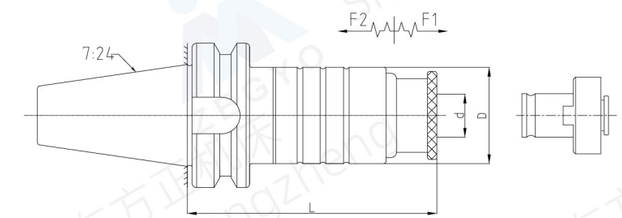

型号 Model	攻丝范围 (Range)	d (mm)	D (mm)	L (mm)	伸缩长度(Lenght Lomp) F2压缩	F1伸长	攻丝筒夹 (Collets)
BT30-GT12-120	M2-M16	19	46	120	15	15	TC312/GT12
BT30-GT24-145	M5-M30	30	66	145	10	15	GT24
BT30-TC820-145	M5-M30	31	66	145	10	15	TC820
BT40-GT12-120	M2-M16	19	46	120	15	15	TC312/GT12
BT40-GT24-140	M5-M30	30	66	140	10	15	GT24
BT40-TC820-140	M5-M30	31	66	140	10	15	TC820
BT50-GT12-130	M2-M16	19	46	130	15	15	TC312/GT12
BT50-GT24-140	M5-M30	30	66	140	10	15	GT24
BT50-TC820-140	M5-M30	31	66	140	10	15	TC820
BT50-GT42-150	M24-M42	45	78	150	10	10	GT42
BT50-GT42-170	M24-M42	45	78	170	10	10	GT42

规格说明：

BT30 – GT12 – 120

- 锥柄形式 Shank size
- 筒夹型号 Collet model
- L1长度 Length(L)

配件 Accessories

拉钉 PULL STUD	扭力攻丝夹头 TAPPING COLLET
X1	X1

特点：

◎刀柄具有浮动伸缩补偿功能，有效修复机床进给和丝锥螺距之间的同步误差，降低产品对机床精度的要求
◎扭力保护，防止丝锥断裂
◎有效延长丝锥使用寿命
◎提高工件螺纹质量
◎拉钉和攻丝夹头需要另行购买

Features:

◎The utility model has the function of floating telescopic compensation which can effectively repair the synchronization error between the feed of the machine tool and the pitch of the tap Low product requirements for machine tool accuracy
◎ Torque protection to prevent wire chain fracture is good for neutrality effectively prolongs the service life of tap , and improves the thread quality of workpiece
◎Pull stud(retention knobs) and tapping collet must be purchased separately

扫码观看视频
Scan the code to watch videos

ZY-10054 DIN69871系列快换式攻丝刀柄 DIN69871SERIES QUICK CHANGE TAPPING TOOLHOLDER

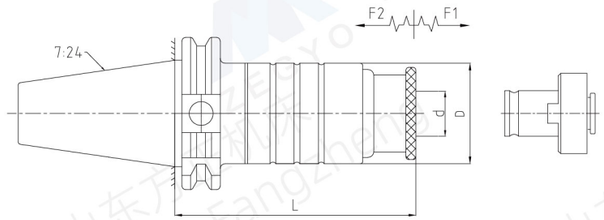

型号 Model	攻丝范围 (Range)	d (mm)	D (mm)	L (mm)	伸缩长度(Lenght Lomp)		攻丝筒夹 (Collets)
					F2压缩	F1伸长	
DIN69871 30-GT12-110	M2-M16	19	46	110	15	15	TC312/GT12
DIN69871 30-GT24-140	M5-M30	30	66	140	10	15	GT24
DIN69871 30-TC820-140	M5-M30	31	66	140	10	15	TC820
DIN69871 40-TC312-110	M2-M16	19	46	110	15	15	TC312
DIN69871 40-GT24-140	M5-M30	30	66	140	10	15	GT24
DIN69871 40-TC820-140	M5-M30	31	66	140	10	15	TC820
DIN69871 50-GT12-110	M2-M16	19	46	110	15	15	TC312/GT12
DIN69871 50-GT24-140	M5-M30	30	66	140	10	15	GT24
DIN69871 50-TC820-140	M5-M30	31	66	140	10	15	TC820
DIN69871 50-GT42-125	M24-M42	45	78	125	10	10	GT42

规格说明：

DIN69871 40 – GT12 – 110

- 锥柄形式 Shank size
- 筒夹型号 Collet model
- L1长度 Length(L)

配件 Accessories

拉钉 PULL STUD	扭力攻丝夹头 TAPPING COLLET
X1	X1

特点：

◎刀柄具有浮动伸缩补偿功能，有效修复机床进给和丝锥螺距之间的同步误差，降低产品对机床精度的要求
◎扭力保护，防止丝锥断裂
◎有效延长丝锥使用寿命
◎提高工件螺纹质量
◎拉钉和攻丝夹头需要另行购买

Features:

◎The utility model has the function of floating telescopic compensation which can effectively repair the synchronization error between the feed of the machine tool and the pitch of the tap Low product requirements for machine tool accuracy
◎ Torque protection to prevent wire chain fracture is good for neutrality effectively prolongs the service life of tap , and improves the thread quality of workpiece
◎Pull stud(retention knobs) and tapping collet must be purchased separately

扫码观看视频
Scan the code to watch videos

ZY-10055 CAT系列快换式攻丝刀柄 CAT SERIES QUICK CHANGE TAPPING TOOLHOLDER

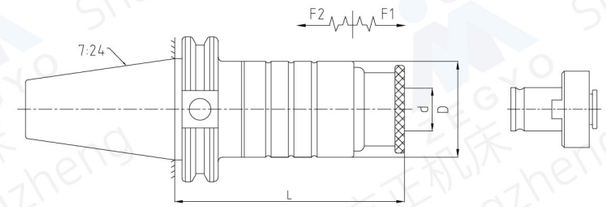

型号 Model	攻丝范围 (Range)	d (mm)	D (mm)	L (mm)	伸缩长度(Lenght Lomp)		攻丝筒夹 (Collets)
					F2压缩	F1伸长	
CAT40-GT12-110	M2-M16	19	46	110	15	15	TC312/GT12
CAT40-GT24-140	M5-M30	30	66	140	10	15	GT24
CAT40-TC820-140	M5-M30	31	66	140	10	15	TC820
CAT50-TC312-110	M2-M16	19	46	110	15	15	TC312/GT12
CAT50-GT24-140	M5-M30	30	66	140	10	15	GT24
CAT50-TC820-140	M5-M30	31	66	140	10	15	TC820
CAT50-GT42-150	M24-M42	45	78	150	10	10	GT42

规格说明：

CAT40 – GT12 – 115

- 锥柄形式 Shank size
- 筒夹型号 Collet model
- L1长度 Length(L)

配件 Accessories

拉钉 PULL STUD	扭力攻丝夹头 TAPPING COLLET
X1	X1

特点：

◎刀柄具有浮动伸缩补偿功能，有效修复机床进给和丝锥螺距之间的同步误差，降低产品对机床精度的要求
◎扭力保护，防止丝锥断裂
◎有效延长丝锥使用寿命
◎提高工件螺纹质量
◎拉钉和攻丝夹头需要另行购买

Features:

◎The utility model has the function of floating telescopic compensation which can effectively repair the synchronization error between the feed of the machine tool and the pitch of the tap Low product requirements for machine tool accuracy
◎ Torque protection to prevent wire chain fracture is good for neutrality effectively prolongs the service life of tap , and improves the thread quality of workpiece
◎Pull stud(retention knobs) and tapping collet must be purchased separately

ZY-10056 DIN2080系列快换式攻丝刀柄 DIN2080 SERIES QUICK CHANGE TAPPING TOOLHOLDER

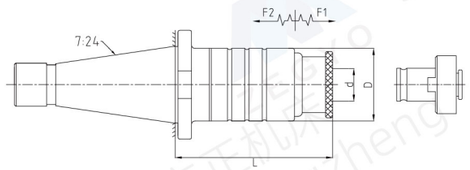

型号 Model	攻丝范围 (Range)	d (mm)	D (mm)	L (mm)	伸缩长度(Lenght Lomp)		攻丝筒夹 (Collets)
					F2压缩	F1伸长	
DIN2080 30-GT12-105	M2-M16	19	46	105	15	15	TC312/GT12
DIN2080 30-GT24-130	M5-M30	30	66	130	10	15	GT24
DIN2080 30-TC820-130	M5-M30	31	66	130	10	15	TC820
DIN2080 40-TC312-105	M2-M16	19	46	105	15	15	TC312/GT12
DIN2080 40-GT24-125	M5-M30	30	66	125	10	15	GT24
DIN2080 40-TC820-125	M5-M30	31	66	125	10	15	TC820
DIN2080 50-GT12-110	M2-M16	19	46	110	15	15	TC312/GT12
DIN2080 50-GT24-130	M5-M30	30	66	130	10	15	GT24
DIN2080 50-TC820-130	M5-M30	31	66	130	10	15	TC820
DIN2080 50-GT42-125	M24-M42	45	78	125	10	10	GT42

规格说明：

DIN2080 40 – GT12 – 105

- 105: L1长度 Length(L)
- GT12: 筒夹型号 Collet model
- DIN2080 40: 锥柄形式 Shank size

配件 Accessories

X1

扭力攻丝夹头
TAPPING COLLET

特点：

◎刀柄具有浮动伸缩补偿功能，有效修复机床进给和丝锥螺距之间的同步误差，降低产品对机床精度的要求
◎扭力保护，防止丝锥断裂
◎有效延长丝锥使用寿命
◎提高工件螺纹质量
◎攻丝夹头需要另行购买

Features:

◎The utility model has the function of floating telescopic compensation which can effectively repair the synchronization error between the feed of the machine tool and the pitch of the tap Low product requirements for machine tool accuracy
◎ Torque protection to prevent wire chain fracture is good for neutrality effectively prolongs the service life of tap , and improves the thread quality of workpiece
◎Tapping collet must be purchased separately

ZY-10057 莫氏系列快换式攻丝刀柄 MORSE SERIES QUICK CHANGE TAPPING TOOLHOLDER

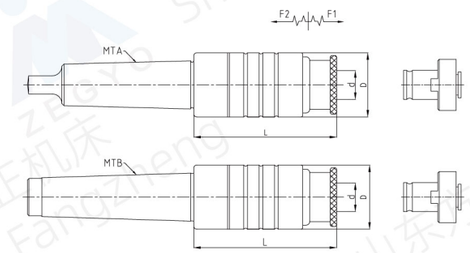

型号 Model	攻丝范围 (Range)	d (mm)	D (mm)	L (mm)	伸缩长度(Lenght Lomp)		攻丝筒夹 (Collets)
					F2压缩	F1伸长	
MT2-GT12-110	M2-M16	19	46	110	15	15	TC312/GT12
MT2-GT24-130	M5-M30	30	66	130	10	15	GT24
MT2-TC820-130	M5-M30	31	66	130	10	15	TC820
MT3-TC312-110	M2-M16	19	46	110	15	15	TC312/GT12
MT3-GT24-130	M5-M30	30	66	130	10	15	GT24
MT3-TC820-130	M5-M30	31	66	130	10	15	TC820
MT4-TC312-110	M2-M16	19	46	110	15	15	TC312/GT12
MT4-GT24-130	M5-M30	30	66	130	10	15	GT24
MT4-TC820-130	M5-M30	31	66	130	10	15	TC820
MT4-GT42-165	M24-M42	45	78	165	10	10	GT42
MT5-GT12-110	M2-M16	19	46	110	15	15	TC312/GT12
MT5-GT24-130	M5-M30	30	66	130	10	15	GT24
MT5-TC820-130	M5-M30	31	66	130	10	15	TC820
MT5-GT42-165	M24-M42	45	92	165	10	10	GT42

规格说明：

MT3 – GT12 – 110

- 110: L1长度 Length(L)
- GT12: 筒夹型号 Collet model
- MT3: 锥柄形式 Shank size

配件 Accessories

X1

扭力攻丝夹头
TAPPING COLLET

特点：

◎刀柄具有浮动伸缩补偿功能，有效修复机床进给和丝锥螺距之间的同步误差，降低产品对机床精度的要求
◎扭力保护，防止丝锥断裂
◎有效延长丝锥使用寿命
◎提高工件螺纹质量
◎攻丝夹头需要另行购买

Features:

◎The utility model has the function of floating telescopic compensation which can effectively repair the synchronization error between the feed of the machine tool and the pitch of the tap Low product requirements for machine tool accuracy
◎ Torque protection to prevent wire chain fracture is good for neutrality effectively prolongs the service life of tap , and improves the thread quality of workpiece
◎Tapping collet must be purchased separately

扫码观看视频
Scan the code to watch videos

ZY-10058 直柄系列快换式攻丝刀柄 STRAIGHT SERIES QUICK CHANGE TAPPING TOOLHOLDER

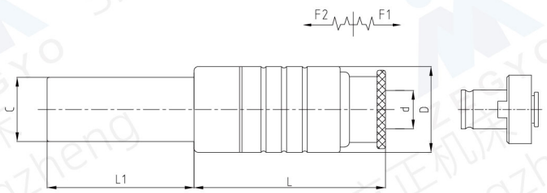

型号 Model	攻丝范围 (Range)	d (mm)	D (mm)	L (mm)	L1 (mm)	伸缩长度(Lenght Lomp)		攻丝筒夹 (Collets)
						F2压缩	F1伸长	
C16-GT12-110	M3-M16	19	46	110	60/100	15	15	TC312/GT12
C20-GT12-110	M3-M16	19	46	110	60/100	15	15	TC312/GT12
C25-GT12-110	M3-M16	19	46	110	60/100	15	15	TC312/GT12
C32-GT12-110	M3-M16	19	46	110	60/100/150	15	15	TC312/GT12
C20-GT24-120	M5-M30	30	66	120	60/100	10	15	GT24
C25-GT24-120	M5-M30	30	66	120	100/150	10	15	GT24
C32-GT24-120	M5-M30	30	66	120	100/150	10	15	GT24

规格说明：

C32 – GT24 – 120

- 锥柄形式 Shank size
- 筒夹型号 Collet model
- L1长度 Length(L)

配件 Accessories

X1

扭力攻丝夹头
TAPPING COLLET

特点：

◎刀柄具有浮动伸缩补偿功能，有效修复机床进给和丝锥螺距之间的同步误差，降低产品对机床精度的要求
◎扭力保护，防止丝锥断裂
◎有效延长丝锥使用寿命
◎提高工件螺纹质量
◎攻丝夹头需要另行购买

Features:

◎The utility model has the function of floating telescopic compensation which can effectively repair the synchronization error between the feed of the machine tool and the pitch of the tap Low product requirements for machine tool accuracy
◎ Torque protection to prevent wire chain fracture is good for neutrality effectively prolongs the service life of tap , and improves the thread quality of workpiece
◎Tapping collet must be purchased separately

ZY-10059 HSK系列快换式攻丝刀柄 HSK SERIES QUICK CHANGE TAPPING TOOLHOLDER

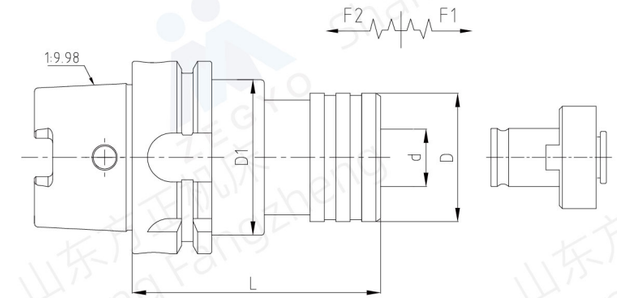

型号 Model	攻丝范围 (Range)	d (mm)	D (mm)	D1 (mm)	L (mm)	伸缩长度(Lenght Lomp)		攻丝筒夹 (Collets)
						F2压缩	F1伸长	
HSK50A-GT12	M3-M12	19	36	40	94	8	5	TC312/GT12
HSK50A-TC820	M8-M20	31	53	40	135	14	10	TC820
HSK63A-TC312	M3-M12	19	36	50	94	8	5	TC312/GT12
HSK63A-TC820	M8-M20	31	53	50	135	14	10	TC820
HSK63A-TC1433	M14-M33	48	78	50	205	20	14	TC1433
HSK100A-GT12	M3-M12	19	36	85	110	8	5	TC312/GT12
HSK100A-TC820	M8-M20	31	53	85	145	14	10	TC820
HSK100A-TC1433	M14-M33	48	78	85	210	20	14	TC1433

规格说明：

HSK63A – WF20 – 135

- 锥柄形式 Shank size
- 筒夹型号 Collet model
- L1长度 Length(L)

配件 Accessories

X1

扭力攻丝夹头
TAPPING COLLET

特点：

◎刀柄具有浮动伸缩补偿功能，有效修复机床进给和丝锥螺距之间的同步误差，降低产品对机床精度的要求
◎扭力保护，防止丝锥断裂
◎有效延长丝锥使用寿命
◎提高工件螺纹质量
◎攻丝夹头需要另行购买

Features:

◎The utility model has the function of floating telescopic compensation which can effectively repair the synchronization error between the feed of the machine tool and the pitch of the tap Low product requirements for machine tool accuracy
◎ Torque protection to prevent wire chain fracture is good for neutrality effectively prolongs the service life of tap , and improves the thread quality of workpiece
◎Tapping collet must be purchased separately

ZY-10060 BT-TER弹性伸缩攻牙刀柄 BT-TER TENSION & COMPRESSION TAP HOLDER

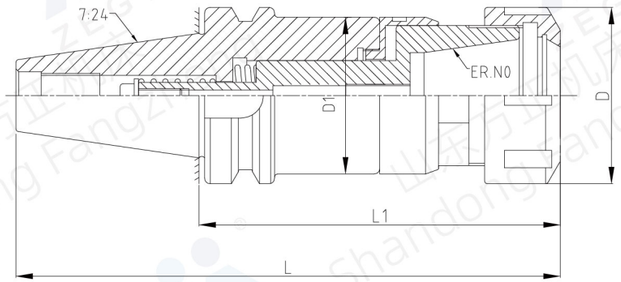

型号 Model	L (mm)	L1 (mm)	D (mm)	D1 (mm)
BT40-TER16-100	165.4	100	28	38
BT40-TER20-120	185.4	120	34	38
BT40-TER25-120	185.4	120	42	42
BT40-TER32-120	185.4	120	50	46
BT40-TER40-105	170.4	105	63	56
BT40-TER40-110	175.4	110	63	56
BT40-TER40-120	185.4	120	63	56
BT50-TER16-100	201.8	100	28	40
BT50-TER20-120	221.8	120	34	38
BT50-TER25-120	221.8	120	42	42
BT50-TER32-120	221.8	120	50	46
BT50-TER40-130	231.8	130	63	56

规格说明：

BT40 – TER – 32 – 120

- 锥柄形式 Shank size
- 功能代号 Function code
- 筒夹型号 Collet model
- L1长度 Length(L)

配件 Accessories

压帽 NUT	ER夹头 ER COLLET	扳手 WRENCH	拉钉 PULL STUD

特点：

◎该刀柄是攻丝专用刀柄，内部含有弹簧，在柔性攻丝的同时既保护丝锥，防止丝锥折断，也延长了丝锥的使用寿命
◎攻完螺纹反转时，刀柄在拉伸方向也提供补偿，减少了对丝锥的损伤
◎拉钉，筒夹和扳手须另行购买

Features:

◎The tool holder is a special tool holder for tapping. It contains a spring inside, which not only protects the tap while tapping flexibly, prevents the tap from breaking, but also extends the use time of the tap
◎When the thread is reversed after tapping, the tool holder also provides compensation in the stretching direction, reducing damage to the tap
◎Pull stud,collet and wrench must be purchased separately

ZY-10061 DIN69871-TER弹性伸缩攻牙刀柄 DIN69871-TER TENSION & COMPRESSION TAP HOLDER

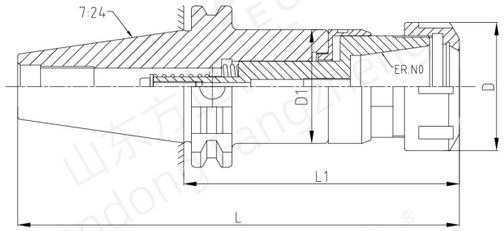

型号 Model	L (mm)	L1 (mm)	D (mm)	D1 (mm)
DIN69871 40-TER16-120	188.4	120	28	38
DIN69871 40-TER20-120	188.4	120	34	38
DIN69871 40-TER25-120	188.4	120	42	42
DIN69871 40-TER32-120	188.4	120	50	46
DIN69871 40-TER40-135	203.4	135	63	56
DIN69871 50-TER16-100	201.75	100	28	38
DIN69871 50-TER20-120	221.75	120	34	38
DIN69871 50-TER25-120	221.75	120	42	42
DIN69871 50-TER32-120	221.75	120	50	46
DIN69871 50-TER40-120	221.75	120	63	56

规格说明：

DIN69871 40 – TER – 32 – 120

- 锥柄形式 Shank size
- 功能代号 Function code
- 筒夹型号 Collet model
- L1长度 Length(L)

配件 Accessories

压帽 NUT	ER夹头 ER COLLET	扳手 WRENCH	拉钉 PULL STUD

特点：

◎该刀柄是攻丝专用刀柄，内部含有弹簧，在柔性攻丝的同时既保护丝锥，防止丝锥折断，也延长了丝锥的使用寿命
◎攻完螺纹反转时，刀柄在拉伸方向也提供补偿，减少了对丝锥的损伤
◎拉钉，筒夹和扳手须另行购买

Features:

◎The tool holder is a special tool holder for tapping. It contains a spring inside, which not only protects the tap while tapping flexibly, prevents the tap from breaking, but also extends the use time of the tap
◎When the thread is reversed after tapping, the tool holder also provides compensation in the stretching direction, reducing damage to the tap
◎Pull stud,collet and wrench must be purchased separately

ZY-10062 BT系列热装刀柄(标准型) BT SERIES SHRINK TOOL HOLDER(STANDARD)

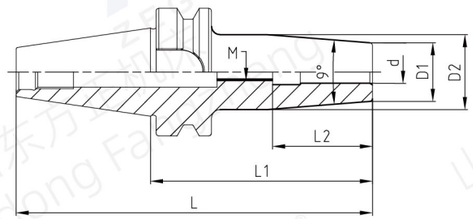

型号Model	L(mm)	L1(mm)	L2(mm)	d(mm)	D1(mm)	D2(mm)	M
BT30-SFC03-80	128.4	80	20	3	10		M5
BT30-SFC04-80	128.4	80	20	4	10		M6
BT30-SFC05-80	128.4	80	20	5	10		M6
BT30-SFC06-80	128.4	80	36	6	21	27	M5
BT30-SFC08-80	128.4	80	36	8	21	27	M6
BT30-SFC10-80	128.4	80	42	10	24	32	M8
BT30-SFC12-80	128.4	80	47	12	24	32	M10
BT30-SFC14-80	128.4	80	47	14	27	34	M10
BT30-SFC16-80	128.4	80	50	16	27	34	M12
BT30-SFC18-90	138.4	90	50	18	33	40.5	M12
BT30-SFC20-90	138.4	90	52	20	33	40.5	M16
BT40-SFC03-90	155.4	90	20	3	10		M5
BT40-SFC03-120	185.4	120	20	3	10		M5
BT40-SFC04-90	155.4	90	20	4	10		M6
BT40-SFC04-120	185.4	120	20	4	10		M6
BT40-SFC05-90	155.4	90	20	5	10		M6
BT40-SFC05-120	185.4	120	20	5	10		M6
BT40-SFC06-90	155.4	90	36	6	21	27	M5
BT40-SFC06-120	185.4	120	36	6	21	27	M5
BT40-SFC06-200	265.4	200	36	6	21	27	M5
BT40-SFC08-90	155.4	90	36	8	21	27	M6
BT40-SFC08-120	185.4	120	36	8	21	27	M6
BT40-SFC08-200	265.4	200	36	8	21	27	M6
BT40-SFC10-90	155.4	90	42	10	32	32	M8
BT40-SFC10-120	185.4	120	42	10	32	32	M8
BT40-SFC10-200	265.4	200	42	10	32	32	M8
BT40-SFC12-90	155.4	90	47	12	32	32	M10
BT40-SFC12-120	185.4	120	47	12	32	32	M10
BT40-SFC12-200	265.4	200	47	12	32	32	M10
BT40-SFC14-90	155.4	90	47	14	27	34	M10
BT40-SFC14-120	185.4	120	47	14	27	34	M10
BT40-SFC14-200	265.4	200	47	14	27	34	M10
BT40-SFC16-90	155.4	90	50	16	27	34	M12
BT40-SFC16-120	185.4	120	50	16	27	34	M12
BT40-SFC16-200	265.4	200	50	16	27	34	M12

规格说明:

BT40 – SFC – 16 – 90

- L1长度 Length(L)
- 型号 model
- 功能代号 Function code
- 锥柄形式 Shank size

配件 Accessories

X1

拉钉
PULL STUD

ZY-10062 BT系列热装刀柄(标准型) BT SERIES SHRINK TOOL HOLDER(STANDARD)

型号Model	L(mm)	L1(mm)	L2(mm)	d(mm)	D1(mm)	D2(mm)	M
BT40-SFC18-90	155.4	90	50	18	33	42	M12
BT40-SFC18-120	185.4	120	50	18	33	42	M12
BT40-SFC18-200	265.4	200	50	18	33	42	M12
BT40-SFC20-90	155.4	90	52	20	33	42	M16
BT40-SFC20-120	185.4	120	52	20	33	42	M16
BT40-SFC20-200	265.4	200	52	20	33	42	M16
BT40-SFC25-100	165.4	100	58	25	44	53	M20x2
BT40-SFC25-120	185.4	120	58	25	44	53	M20x2
BT40-SFC25-200	265.4	200	58	25	44	53	M20x2
BT40-SFC32-100	165.4	100	58	32	44	53	M20x2
BT40-SFC32-120	185.4	120	58	32	44	53	M20x2
BT50-SFC06-100	201.8	100	36	6	21	27	M5
BT50-SFC06-120	221.8	120	36	6	21	27	M5
BT50-SFC06-200	301.8	200	36	6	21	27	M5
BT50-SFC08-100	201.8	100	36	8	21	27	M6
BT50-SFC08-120	221.8	120	36	8	21	27	M6
BT50-SFC08-200	301.8	200	36	8	21	27	M6
BT50-SFC10-100	201.8	100	42	10	24	32	M8
BT50-SFC10-120	221.8	120	42	10	24	32	M8
BT50-SFC10-200	301.8	200	42	10	24	32	M8
BT50-SFC12-100	201.8	100	47	12	24	32	M10
BT50-SFC12-120	221.8	120	47	12	24	32	M10
BT50-SFC12-200	301.8	200	47	12	24	32	M10
BT50-SFC14-100	201.8	100	47	14	27	34	M10
BT50-SFC14-120	221.8	120	47	14	27	34	M10
BT50-SFC14-200	301.8	200	47	14	27	34	M10
BT50-SFC16-100	201.8	100	50	16	27	34	M12
BT50-SFC16-120	221.8	120	50	16	27	34	M12
BT50-SFC16-200	301.8	200	50	16	27	34	M12
BT50-SFC18-100	201.8	100	50	18	33	42	M12
BT50-SFC18-120	221.8	120	50	18	33	42	M12
BT50-SFC18-200	301.8	200	50	18	33	42	M12
BT50-SFC20-100	201.8	100	52	20	33	42	M16
BT50-SFC20-120	221.8	120	52	20	33	42	M16
BT50-SFC20-200	301.8	200	52	20	33	42	M16
BT50-SFC25-100	201.8	100	58	25	44	53	M20x2
BT50-SFC25-120	221.8	120	58	25	44	53	M20x2
BT50-SFC25-200	301.8	200	58	25	44	53	M20x2
BT50-SFC32-100	201.8	100	58	32	44	53	M20x2
BT50-SFC32-120	221.8	120	58	32	44	53	M20x2
BT50-SFC32-200	301.8	200	58	32	44	53	M20x2

特点:

◎采用高强度特殊材质加工，产品性能稳定，耐磨耐用
◎利用热缩机加热，可快速装卸刀具
◎柄头细小，防干涉，可用于深孔加工
◎具有强力稳定的夹持力
◎刀柄精密动平衡 G2.5/30000rpm
◎拉钉须另行购买

Features:

◎Processed with high-strength special materials, quenched and tempered, and then subjected to deep cooling treatment, the product has stable performance and is wear-resistant and durable
◎Using a heat shrink machine for heating, it can quickly load and unload cutting tools
◎High precision, used for high-speed and high-precision machining
◎Has strong and stable clamping force
◎Precision dynamic balance of tool handle G2.5/3000rpm
◎Pull stud must be purchased separately

ZY-10063 HSK A热装刀柄(标准型) HSK A SHRINK TOOL HOLDER(STANDARD)



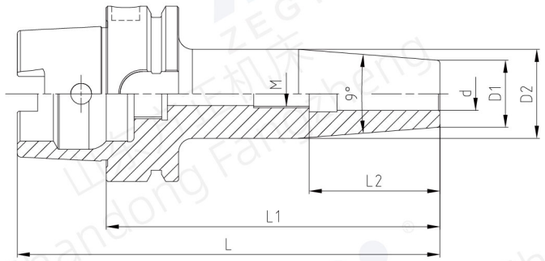

型号Model	L(mm)	L1(mm)	L2(mm)	d(mm)	D1(mm)	D2(mm)	M
HSK63A-SFC03-80	112	80	18	3	10		M5
HSK63A-SFC03-120	152	120	18	3	10		M5
HSK63A-SFC04-80	112	80	20	4	10		M6
HSK63A-SFC04-120	152	120	20	4	10		M6
HSK63A-SFC05-80	112	80	20	5	10		M6
HSK63A-SFC05-120	152	120	20	5	10		M6
HSK63A-SFC06-80	112	80	36	6	21	27	M5
HSK63A-SFC06-120	152	120	36	6	21	27	M5
HSK63A-SFC06-200	232	200	36	6	21	27	M5
HSK63A-SFC08-80	112	80	36	8	21	27	M6
HSK63A-SFC08-200	232	200	36	8	21	27	M6
HSK63A-SFC10-85	117	85	42	10	24	32	M8
HSK63A-SFC10-200	232	200	42	10	24	32	M8
HSK63A-SFC12-90	122	90	47	12	24	32	M10
HSK63A-SFC12-200	232	200	47	12	24	32	M10
HSK63A-SFC14-90	122	90	47	14	27	34	M10
HSK63A-SFC14-200	232	200	47	14	27	34	M10
HSK63A-SFC16-95	127	95	50	16	27	34	M12
HSK63A-SFC16-200	232	200	50	16	27	34	M12
HSK63A-SFC18-95	127	95	50	18	33	42	M12
HSK63A-SFC18-200	232	200	50	18	33	42	M12
HSK63A-SFC20-100	132	100	52	20	33	42	M16
HSK63A-SFC20-200	232	200	52	20	33	42	M16
HSK63A-SFC25-115	147	115	58	25	44	53	M20x2
HSK63A-SFC25-200	232	200	58	25	44	53	M20x2
HSK63A-SFC32-120	152	120	58	32	44	53	M20x2
HSK63A-SFC32-200	232	200	58	32	44	53	M20x2

规格说明：

HSK63A – SFC – 16 – 95

- 95：L1长度 Length(L)
- 16：筒夹型号 Collet model
- SFC：功能代号 Function code
- HSK63A：锥柄形式 Shank size

ZY-10063 HSK A热装刀柄(标准型) HSK A HEAT SHRINK TOOL HOLDER(STANDARD)

型号Model	L(mm)	L1(mm)	L2(mm)	d(mm)	D1(mm)	D2(mm)	M
HSK100A-SFC06-85	135	85	36	6	21	27	M5
HSK100A-SFC06-120	170	120	36	6	21	27	M5
HSK100A-SFC06-160	210	160	36	6	21	27	M5
HSK100A-SFC06-200	250	200	36	6	21	27	M5
HSK100A-SFC08-85	135	85	36	8	21	27	M6
HSK100A-SFC08-120	170	120	36	8	21	27	M6
HSK100A-SFC08-160	210	160	36	8	21	27	M6
HSK100A-SFC08-200	250	200	36	8	21	27	M6
HSK100A-SFC10-90	140	90	42	10	24	32	M8
HSK100A-SFC10-120	170	120	42	10	24	32	M8
HSK100A-SFC10-160	210	160	42	10	24	32	M8
HSK100A-SFC10-200	250	200	42	10	24	32	M8
HSK100A-SFC12-95	145	95	47	12	24	32	M10
HSK100A-SFC12-120	170	120	47	12	24	32	M10
HSK100A-SFC12-160	210	160	47	12	24	32	M10
HSK100A-SFC12-200	250	200	47	12	24	32	M10
HSK100A-SFC14-95	145	95	47	14	27	34	M10
HSK100A-SFC14-120	170	120	47	14	27	34	M10
HSK100A-SFC14-160	210	160	47	14	27	34	M10
HSK100A-SFC14-200	250	200	47	14	27	34	M10
HSK100A-SFC16-100	150	100	50	16	27	34	M12
HSK100A-SFC16-120	170	120	50	16	27	34	M12
HSK100A-SFC16-160	210	160	50	16	27	34	M12
HSK100A-SFC16-200	250	200	50	16	27	34	M12
HSK100A-SFC18-100	150	100	50	18	33	42	M12
HSK100A-SFC18-120	170	120	50	18	33	42	M12
HSK100A-SFC18-160	210	160	50	18	33	42	M12
HSK100A-SFC18-200	250	200	50	18	33	42	M12
HSK100A-SFC20-105	155	105	52	20	33	42	M16
HSK100A-SFC20-120	170	120	52	20	33	42	M16
HSK100A-SFC20-160	210	160	52	20	33	42	M16
HSK100A-SFC20-200	250	200	52	20	33	42	M16
HSK100A-SFC25-115	165	115	58	25	44	53	M20x2
HSK100A-SFC25-160	210	160	58	25	44	53	M20x2
HSK100A-SFC25-200	250	200	58	25	44	53	M20x2
HSK100A-SFC32-120	170	120	58	32	44	53	M20x2
HSK100A-SFC32-160	210	160	58	32	44	53	M20x2
HSK100A-SFC32-200	250	200	58	32	44	53	M20x2

特点：

◎采用高强度特殊材质加工，产品性能稳定，耐磨耐用
◎利用热缩机加热，可快速装卸刀具
◎柄头细小，防干涉，可用于深孔加工
◎具有强力稳定的夹持力
◎刀柄精密动平衡 G2.5/30000rpm
◎拉钉须另行购买

Features:

◎Processed with high-strength special materials, quenched and tempered, and then subjected to deep cooling treatment, the product has stable performance and is wear-resistant and durable
◎Using a heat shrink machine for heating, it can quickly load and unload cutting tools
◎High precision, used for high-speed and high-precision machining
◎Has strong and stable clamping force
◎Precision dynamic balance of tool handle G2.5/3000rpm
◎Pull stud must be purchased separately

ZY-10064-I BT30/40系列液压刀柄 BT30/40 SERIES HYDRAULIC TOOL HOLDER

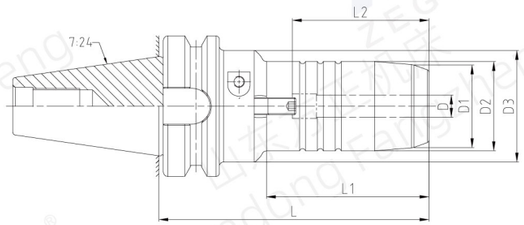

型号 Model	D(mm)	D1(mm)	D2(mm)	D3(mm)	L(mm)	L1(mm)	L2(mm)
BT30-HDC 06-50.8	6	23	26	46	50.8	15.6	37
BT30-HDC 08-50.8	8	25	28	46	50.8	15.6	37
BT30-HDC 10-50.8	10	27	30	46	50.8	15.6	41
BT30-HDC 12-50.8	12	29	32	46	50.8	15.6	46
BT30-HDC 16-90	16	34	38	50	90	50	49
BT30-HDC 20-90	20	38	42	50	90	50	51
BT40-HDC 06-90	6	22	26	50	90	43	37
BT40-HDC 06-200	6	22	26	50	200	153	37
BT40-HDC 08-90	8	24	28	50	90	44.5	37
BT40-HDC 08-200	8	24	28	50	200	154.5	37
BT40-HDC 10-90	10	26	30	50	90	44.5	41
BT40-HDC 10-200	10	26	30	50	200	154.5	41
BT40-HDC 12-90	12	28	32	50	90	44.5	46
BT40-HDC 12-200	12	28	32	50	200	154.5	46
BT40-HDC 14-90	14	30	34	50	90	44.5	46
BT40-HDC 14-150	14	30	34	50	150	104.5	46
BT40-HDC 16-90	16	34	38	50	90	47.5	49
BT40-HDC 16-200	16	34	38	50	200	157.5	49
BT40-HDC 18-90	18	36	40	50	90	47.5	49
BT40-HDC 18-150	18	36	40	50	150	107.5	49
BT40-HDC 20-90	20	38	42	50	90	47.5	51
BT40-HDC 20-200	20	38	42	50	200	157.5	51
BT40-HDC 25-83	25	53	57	62	83	44	57
BT40-HDC 32-83	32	60	63	80	83	24.9	61

规格说明：

BT40 – HDC – 10 – 90

- 90：L1长度 Length(L)
- 10：夹持直径 Clamping tool diameter
- HDC：功能代号 Function code
- BT40：锥柄形式 Shank size

配件 Accessories

特点：

◎综合跳动：≤0.003(4xd)
◎内通水设计，标配轴向调整螺钉
◎要求刀具柄部公差h6
◎标配动平衡 G2.5/25000rpm
◎拉钉和筒夹须另行购买

Features:

◎Comprehensive jump: ≤0.003(4xd)
◎Internal water flow design, standard axial adjustment screw
◎Required tool shank tolerance h6
◎Standard equipped dynamic balancing G2.5/25000rpm
◎Pull stud adn HC collet must be purchased separately

ZY-10064-II BT50系列液压刀柄 BT50 SERIES HYDRAULIC TOOL HOLDER

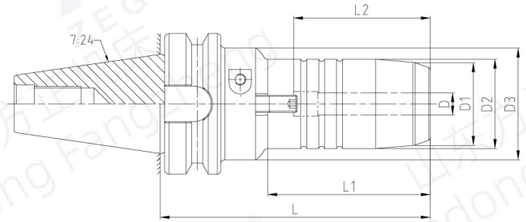

型号 Model	D(mm)	D1(mm)	D2(mm)	D3(mm)	L(mm)	L1(mm)	L2(mm)
BT50-HDC 06-90	6	22	26	50	90	29.5	37
BT50-HDC 06-150	6	22	26	50	150	89.5	37
BT50-HDC 08-90	8	24	28	50	90	30	37
BT50-HDC 08-150	8	24	28	50	150	80	37
BT50-HDC 10-90	10	26	30	50	90	31	41
BT50-HDC 10-150	10	26	30	50	150	93	41
BT50-HDC 12-90	12	28	32	44.5	90	34	46
BT50-HDC 12-200	12	28	32	44.5	200	145	46
BT50-HDC 14-90	14	30	34	44.5	90	34	46
BT50-HDC 14-100	14	30	34	44.5	100	44	46
BT50-HDC 16-90	16	34	38	44.5	90	34	49
BT50-HDC 16-100	16	34	38	44.5	100	44	49
BT50-HDC 18-90	18	36	40	44.5	90	34	49
BT50-HDC 18-100	18	36	40	44.5	100	44	49
BT50-HDC 20-90	20	38	42	44.5	90	34	51
BT50-HDC 20-200	20	38	42	44.5	200	142.5	51
BT50-HDC 25-90	25	53	57	66	90	34	57
BT50-HDC 25-110	25	53	57	66	110	54	57
BT50-HDC 32-90	32	60	64	72	90	34	61
BT50-HDC 32-115	32	60	64	72	115	59	46

规格说明：

BT50 – HDC – 10 – 90

- 90：L1长度 Length(L)
- 10：夹持直径 Clamping tool diameter
- HDC：功能代号 Function code
- BT50：锥柄形式 Shank size

配件 Accessories

特点：

◎综合跳动：≤0.003(4xd)
◎内通水设计，标配轴向调整螺钉
◎要求刀具柄部公差h6
◎标配动平衡 G2.5/25000rpm
◎拉钉和筒夹须另行购买

Features:

◎Comprehensive jump: ≤0.003(4xd)
◎Internal water flow design, standard axial adjustment screw
◎Required tool shank tolerance h6
◎Standard equipped dynamic balancing G2.5/25000rpm
◎Pull stud adn HC collet must be purchased separately

ZY-10065-I HSK63A系列液压刀柄 HSK63A SERIES HYDRAULIC TOOL HOLDER

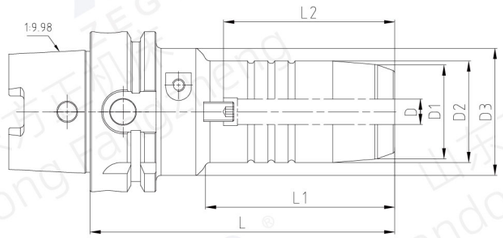

型号 Model	D(mm)	D1(mm)	D2(mm)	D3(mm)	L(mm)	L1(mm)	L2(mm)
HSK63A-HDC 06-70	6	22	26	50	70	24	37
HSK63A-HDC 06-200	6	22	26	50	200	154	37
HSK63A-HDC 08-70	8	24	28	50	70	25	37
HSK63A-HDC 08-200	8	24	28	50	200	155	37
HSK63A-HDC 10-80	10	26	30	50	80	35	41
HSK63A-HDC 10-200	10	26	30	50	200	155	41
HSK63A-HDC 12-85	12	28	32	50	85	40	46
HSK63A-HDC 12-200	12	28	32	50	200	155	46
HSK63A-HDC 14-85	14	30	34	50	85	40	46
HSK63A-HDC 14-150	14	30	34	50	150	105	46
HSK63A-HDC 16-90	16	34	38	50	90	46	49
HSK63A-HDC 16-200	16	34	38	50	200	156	49
HSK63A-HDC 18-90	18	36	40	50	90	47	49
HSK63A-HDC 18-150	18	36	40	50	150	107	49
HSK63A-HDC 20-90	20	38	42	50	90	48	51
HSK63A-HDC 20-200	20	38	42	50	200	158	51
HSK63A-HDC 25-120	25	53	57	63	120	59	57
HSK63A-HDC 32-125	32	60	64	75	125	63	61

规格说明：

HSK63A – HDC – 10 – 80

- 锥柄形式 Shank size
- 功能代号 Function code
- 夹持直径 Clamping tool diameter
- L1长度 Length(L)

配件 Accessories

HC液压夹头
HC COLLET

特点：

◎综合跳动：≤0.003(4xd)
◎内通水设计，标配轴向调整螺钉
◎要求刀具柄部公差h6
◎标配动平衡 G2.5/25000rpm
◎拉钉和筒夹须另行购买

Features:

◎Comprehensive jump: ≤0.003(4xd)
◎Internal water flow design, standard axial adjustment screw
◎Required tool shank tolerance h6
◎Standard equipped dynamic balancing G2.5/25000rpm
◎Pull stud adn HC collet must be purchased separately

ZY-10065-II HSK100A系列液压刀柄 HSK100A SERIES HYDRAULIC TOOL HOLDER

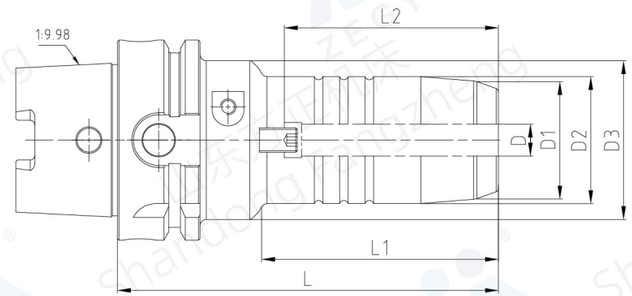

型号 Model	D(mm)	D1(mm)	D2(mm)	D3(mm)	L(mm)	L1(mm)	L2(mm)
HSK100A-HDC 06-75	6	22	26	50	75	26	37
HSK100A-HDC 06-150	6	22	26	50	150	101	37
HSK100A-HDC 08-75	8	24	28	50	75	26	37
HSK100A-HDC 08-150	8	24	28	50	150	101	37
HSK100A-HDC 10-90	10	26	30	50	90	42	41
HSK100A-HDC 10-150	10	26	30	50	150	102	41
HSK100A-HDC 12-95	12	28	32	50	95	47	46
HSK100A-HDC 12-200	12	28	32	50	200	152	46
HSK100A-HDC 14-95	14	30	34	50	95	53	46
HSK100A-HDC 14-150	14	30	34	50	150	103	46
HSK100A-HDC 16-100	16	34	38	50	100	53	49
HSK100A-HDC 16-120	16	34	38	50	120	73	49
HSK100A-HDC 16-150	16	34	38	50	150	103	49
HSK100A-HDC 18-100	18	36	40	50	100	58	49
HSK100A-HDC 18-150	18	36	40	50	150	108	49
HSK100A-HDC 20-105	20	38	42	50	105	59	51
HSK100A-HDC 20-200	20	38	42	50	200	154	51
HSK100A-HDC 25-110	25	53	57	63	110	62	57
HSK100A-HDC 25-150	25	53	57	63	150	102	57
HSK100A-HDC 32-110	32	60	64	75	110	62	61
HSK100A-HDC 32-150	32	60	64	75	150	102	61

规格说明：

HSK100A – HDC – 18 – 100

- 锥柄形式 Shank size
- 功能代号 Function code
- 夹持直径 Clamping tool diameter
- L1长度 Length(L)

配件 Accessories

HC液压夹头
HC COLLET

特点：

◎综合跳动：≤0.003(4xd)
◎内通水设计，标配轴向调整螺钉
◎要求刀具柄部公差h6
◎标配动平衡 G2.5/25000rpm
◎拉钉和筒夹须另行购买

Features:

◎Comprehensive jump: ≤0.003(4xd)
◎Internal water flow design, standard axial adjustment screw
◎Required tool shank tolerance h6
◎Standard equipped dynamic balancing G2.5/25000rpm
◎Pull stud adn HC collet must be purchased separately

扫码观看视频
Scan the code to watch videos

ZY-10066 组合刀柄系列 COMBINATION TOOLHOLDER SERIES

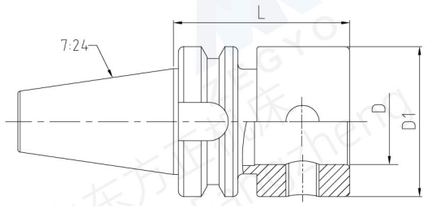

型号 Model	D(mm)	D1(mm)	L(mm)
BT30-MD28-50-54	28	50	54
BT40-MD22-50-55	22	50	55
BT40-MD28-50-54	28	50	54
BT40-MD36-63-66	36	63	66
BT50-MD28-50-65	28	50	65
BT50-MD36-63-75	36	63	75
BT50-MD36-80-75	36	80	75

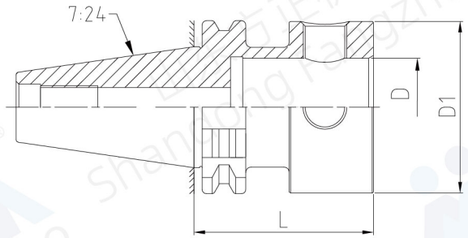

规格 Model	D(mm)	D1(mm)	L(mm)
DIN69871 40-MD28-50-46	28	50	46
DIN69871 40-MD36-63-66	36	63	66
DIN69871 50-MD28-50-46	28	50	46
DIN69871 50-MD36-63-56	36	63	56
DIN69871 50-MD36-80-56	36	80	56

规格说明：

BT40 – MD – 36 – 63

- 锥柄形式 Shank size
- 功能代号 Function code
- 夹持直径 Clamping tool diameter
- L1长度 Length(L)

特点：

◎刀柄采用进口高强度材质，经特殊处理后产品具有高耐磨性
◎柄部与机床主轴连接，前端配装不同型式的模块刀柄
◎通过模块组合可实现多种功能加工需求，降低生产成本

Features:

◎he tool handle is made of imported high-strength material. After special treatment, the product has high wear resistance
◎The handle is connected to the machine tool spindle, and the front end is equipped with different types of modular tool holders
◎Various functional processing needs can be realized through module combination and production costs can be reduced

ZY-10067 模块化刀柄转换接头 COMBINATION TOOLHOLDER ADAPTER

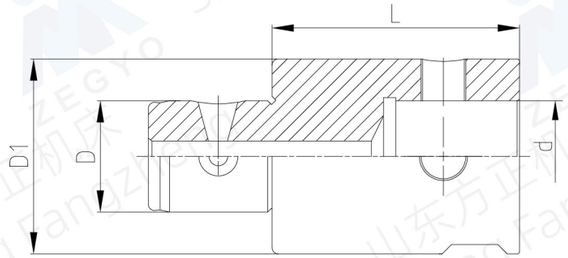

规格 Model	L (mm)	D (mm)	D1 (mm)	d (mm)
CK22-CK22-40-40	40	22	40	22
CK28-CK28-50-40	40	28	50	28
CK28-CK28-50-80	80			
CK28-CK28-50-100	100			
CK36-CK36-63-50	50	36	63	36
CK36-CK36-63-80	80			
CK36-CK36-63-125	125			
CK36-CK36-80-50	50	36	80	36
CK36-CK36-80-80	80			
CK36-CK36-80-125	125			
CK36-CK36-80-275	275			

ZY-10068 FMB系列模块 COMBINATION TOOLHOLDER FACE MIL SERIES ADAPTER

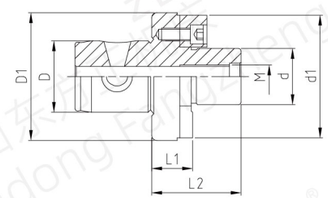

规格 Model	L1 (mm)	L2 (mm)	D (mm)	D1 (mm)	d (mm)	d1 (mm)	M
CK28-FMB16-50-16	16	33	28	50	16	38	M8
CK28-FMB22-50-16	16	35	28	50	22	48	M10
CK36-FMB22-63-16	16	35	36	63	22	48	M10
CK36-FMB27-63-16	16	37	36	63	27	58	M12
CK36-FMB32-78-16	16	40	36	78	32	78	M16

特点：

◎组装结构简单，易于维护和替换
◎多种型式的模块刀柄，提高生产效率

Features:

◎Simple assembly structure, easy to maintain and replace
◎Multiple types of modular tool holders to improve production efficiency

ZY-10069 侧固式系列模块 COMBINATION TOOLHOLDER SIDELOCK SERIES ADAPTER

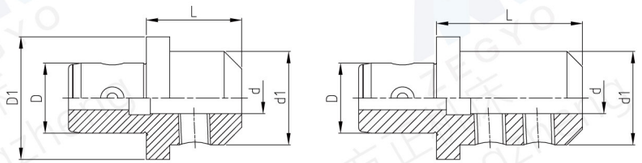

规格 Model	L (mm)	D (mm)	D1 (mm)	d (mm)	d1 (mm)
CK28-H2M6-50-36	36	28	50	6	25
CK28-H2M8-50-36	36	28	50	8	28
CK28-H2M10-50-44	44	28	50	10	35
CK28-H2M12-50-44	44	28	50	12	42
CK28-H2M14-50-44	44	28	50	14	44
CK28-H2M16-50-49	49	28	50	16	48
CK28-H2M18-50-49	49	28	50	18	50
CK28-H2M20-52-60	60	28	52	20	52
CK36-H2M6-63-36	36	36	63	6	25
CK36-H2M8-63-36	36	36	63	8	28
CK36-H2M10-63-44	44	36	63	10	35
CK36-H2M12-63-44	44	36	63	12	42
CK36-H2M14-63-44	44	36	63	14	44
CK36-H2M16-63-49	49	36	63	16	48
CK36-H2M18-63-49	49	36	63	18	50
CK36-H2M20-63-49	49	36	63	20	52
CK36-H2M25-63-75	75	36	63	25	63
CK36-H2M32-72-75	75	36	72	32	72

ZY-10070 ER系列模块 COMBINATION TOOLHOLDER ER SERIES ADAPTER

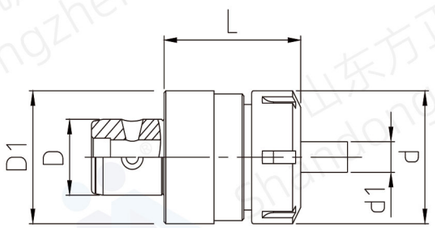

规格 Model	L (mm)	D (mm)	D1 (mm)	d (mm)	d1 (mm)
CK28-ER32-50-57	57	28	50	50	2-20
CK36-ER32-63-57	57	36	63	50	2-20
CK36-ER40-63-64	64	36	63	63	3-26

特点:

◎组装结构简单，易于维护和替换
◎多种型式的模块刀柄，提高生产效率

Features:

◎Simple assembly structure, easy to maintain and replace
◎Multiple types of modular tool holders to improve production efficiency

ZY-20001 ER直柄延长杆 STRAIGHT HANDLE ER EXTENSION TOOLHOLDER

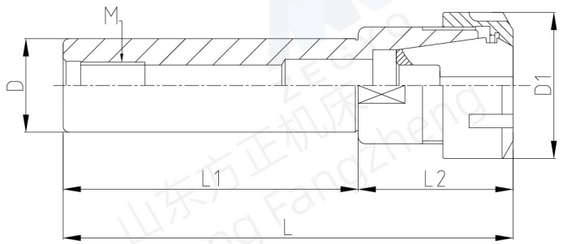

规格 Model	D (mm)	D1 (mm)	L (mm)	L1 (mm)	L2 (mm)
C8-ER11A-100	8	19	130.3	100	30.3
C10-ER11A-100	10		130.3	100	
C10-ER11A-150			180.3	150	
C12-ER11A-100	12		130.3	100	
C12-ER11A-150			180.3	150	
C16-ER11A-50	16		76.3	50	26.3
C16-ER11A-200			226.3	200	
C20-ER11A-50	20		76.3	50	
C20-ER11A-150			176.3	150	
C8-ER16A-100	8	28	145.3	100	45.3
C16-ER16A-50	16		90.3	50	40.3
C16-ER16A-150			190.3	150	
C20-ER16A-50	20		90.3	50	
C20-ER16A-200			240.3	200	
C25-ER16A-55	25		95.3	55	
C25-ER16A-150			190.3	150	
C32-ER16A-50	32		90.3	50	
C16-ER20A-100	16	34	146.2	100	46.2
C20-ER20A-60	20		106.2	60	
C20-ER20A-200			246.2	200	
C25-ER20A-50	25		91.2	50	41.2
C25-ER20A-150			191.2	150	
C20-ER25-50	20	42	95.7	50	45.7
C20-ER25-150			195.7	150	
C25-ER25-50	25		91.7	50	41.7
C25-ER25-200			241.7	200	
C32-ER25-50	32		91.7	50	
C32-ER25-150			191.7	150	
C40-ER25-50	40		91.7	50	
C40-ER25-165			206.7	165	
C20-ER32-50	20	50	104.7	50	54.7
C20-ER32-150			204.7	150	
C25-ER32-50	25		102.7	50	52.7
C25-ER32-200			252.7	200	
C32-ER32-50	32		102.7	50	
C32-ER32-300			352.7	300	
C40-ER32-50	40		102.7	50	
C40-ER32-165			217.7	165	
C20-ER40-100	20	63	160.7	100	60.7
C25-ER40-50	25		110.7	50	
C25-ER40-100			160.7	100	
C32-ER40-50	32		110.7	50	
C32-ER40-100			160.7	100	
C40-ER40-70	40		130.7	70	
C40-ER40-150			210.7	150	

ZY-20002 ERM型直柄延长杆 STRAIGHT HANDLE ERM EXTENSION TOOLHOLDER

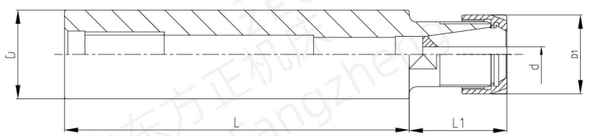

规格 Model	d (mm)	D (mm)	D1 (mm)	L (mm)	L1 (mm)
C8-ER8M-55	1~5	8	12	55	22.5
C8-ER8M-100				100	
C10-ER8M-50		10		50	14.5
C10-ER8M-100				100	
C10-ER8M-180				180	
C12-ER8M-50		12		50	
C12-ER8M-200				200	
C16-ER8M-100		16		100	
C8-ER11M-100	1~7	8	16	100	26.5
C10-ER11M-45		10		45	
C10-ER11M-100				100	
C12-ER11M-55		12		55	
C12-ER11M-150				150	
C16-ER11M-50		16		50	
C16-ER11M-300				300	
C20-ER11M-160		20		160	
C16-ER16M-50	1~10	16	22	50	40
C16-ER16M-250				250	
C20-ER16M-50		20		50	
C20-ER16M-250				250	
C25-ER16M-50		25		50	
C25-ER16M-250				250	
C32-ER16M-100		32		100	
C16-ER20M-60	1~13	16	28	60	46
C16-ER20M-160				160	
C20-ER20M-50		20		50	
C20-ER20M-300				300	
C25-ER20M-60		25		60	
C25-ER20M-300				300	
C32-ER20M-300		32		300	
C20-ER25M-100	1~16	20	35	100	42
C20-ER25M-150				150	
C25-ER25M-50		25		50	
C25-ER25M-300				300	
C32-ER25M-300		32		300	

ZY-20003 莫氏柄ER铣夹头体 MORSE SHANK ER MILLING TOOLHOLDER

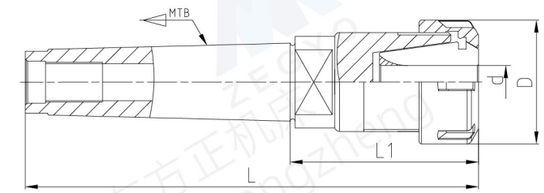

规格 Model	MT (mm)	d (mm)	D (mm)	L1 (mm)	L (mm)
MTB2-ER11-35	MTB2	1~7	19	35	99
MTB2-ER16-55	MTB2	1~10	28	55	119
MTB2-ER20-65	MTB2	1~13	34	65	129
MTB2-ER25-70	MTB2	1~16	42	70	134
MTB3-ER16-60	MTB3	1~10	28	60	141
MTB3-ER20-65	MTB3	1~13	34	65	146
MTB3-ER25-70	MTB3	1~16	42	70	151
MTB3-ER32-80	MTB3	2~20	50	80	161
MTB3-ER40-80	MTB3	3~26	63	80	161
MTB4-ER16-55	MTB4	1~10	28	55	157.5
MTB4-ER20-65	MTB4	1~13	34	65	167.5
MTB4-ER25-65	MTB4	1~16	42	65	167.5
MTB4-ER32-80	MTB4	2~20	50	80	182.5
MTB4-ER40-85	MTB4	3~26	63	85	187.5
MTB5-ER40-85	MTB5	3~26	63	85	214.5
MTB5-ER50-80	MTB5	6~34	78	80	209.5

ZY-20004 R8柄ER铣夹头体 R8 SHANK ER MILLING TOOLHOLDER

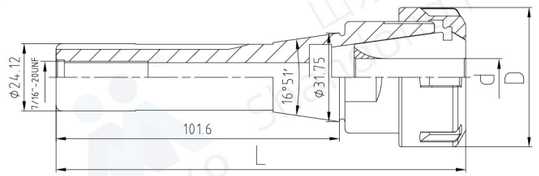

规格 Model	d (mm)	D (mm)	L (mm)
R8-ER11	1~7	19	136.3
R8-ER16	1~10	28	145.3
R8-ER20	1~13	34	148.2
R8-ER25	1~16	42	151.3
R8-ER32	2~20	50	164.7
R8-ER40	3~26	63	173.7

ZY-20005 直柄FMA平面铣刀柄 STRAIGHT SHANK FACE MILL TOOLHOLDER TYPE A

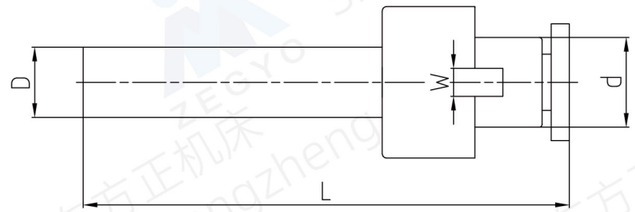

规格 Model	D (mm)	d (in)	W (mm)	L (mm)	规格 Model	D (mm)	d (in)	W (mm)	L (mm)
C1/2″ -FMA1/2″	1/2″	1/2″	6.35	104	C3/4″ -FMA1/2″	3/4″	1/2″	6.35	146
C1/2″ -FMA5/8″	1/2″	5/8″	7.14	105	C3/4″ -FMA5/8″	3/4″	5/8″	7.14	147
C1/2″ -FMA3/4″	1/2″	3/4″	7.94	113	C3/4″ -FMA3/4″	3/4″	3/4″	7.94	154.5
C1/2″ -FMA7/8″	1/2″	7/8″	8.7	114	C3/4″ -FMA7/8″	3/4″	7/8″	8.7	155.5
C1/2″ -FMA1″	1/2″	1″	9.53	114	C3/4″ -FMA1″	3/4″	1″	9.53	155.5
C1/2″ -FMA1-1/4″	1/2″	1-1/4″	12.7	117	C3/4″ -FMA1-1/4″	3/4″	1-1/4″	12.7	159
C1/2″ -FMA1-1/2″	1/2″	1-1/2″	15.88	130	C3/4″ -FMA1-1/2″	3/4″	1-1/2″	15.88	168

ZY-20006 直柄FMB平面铣刀柄 STRAIGHT SHANK FACE MILL TOOLHOLDER TYPE B

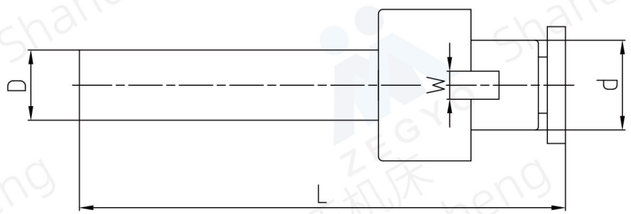

规格 Model	D (mm)	d (mm)	W (mm)	L (mm)	规格 Model	D (mm)	d (mm)	W (mm)	L (mm)
C12-FMB16	12	16	8	90	C32-FMB32	32	32	14	123
C12-FMB22	12	22	10	97	C32-FMB40	32	40	16	130
C16-FMB16	16	16	8	93	C32-FMB60	32	60	20	162
C16-FMB22	16	22	10	100	C40-FMB16	40	16	8	115
C16-FMB27	16	27	12	105	C40-FMB22	40	22	10	122
C20-FMB16	20	16	8	95	C40-FMB27	40	27	12	127
C20-FMB22	20	22	10	102	C40-FMB32	40	32	14	133
C20-FMB27	20	27	12	107	C40-FMB40	40	40	16	140
C20-FMB32	20	32	14	113	C40-FMB60	40	60	20	172
C20-FMB40	20	40	16	120	C50-FMB22	50	22	10	132
C25-FMB16	25	16	8	101	C50-FMB27	50	27	12	137
C25-FMB22	25	22	10	108	C50-FMB32	50	32	14	143
C25-FMB27	25	27	12	113	C50-FMB40	50	40	16	150
C25-FMB32	25	32	14	119	C50-FMB60	50	60	20	182
C25-FMB40	25	40	16	126	C63-FMB27	63	27	12	147
C32-FMB16	32	16	8	105	C63-FMB32	63	32	14	153
C32-FMB22	32	22	10	112	C63-FMB40	63	40	16	160
C32-FMB27	32	27	12	117	C63-FMB60	63	60	20	192

ZY-20007 莫氏柄FMB平面铣刀柄（扁尾型） MORSE SHANK FACE MILL TOOLHOLDER FLAT TAIL

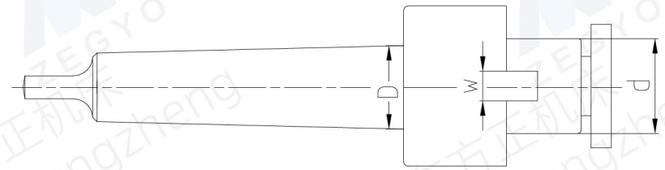

规格 Model	D (mm)	d (in)	W (mm)	规格 Model	D (mm)	d (mm)	W (mm)
MTA2-FMA1/2″	17.78	1/2″	6.35	MTA2-FMB13	17.78	13	8
MTA2-FMA5/8″		5/8″	7.14	MTA2-FMB16		16	8
MTA2-FMA3/4″		3/4″	7.94	MTA2-FMB22		22	10
MTA2-FMA7/8″		7/8″	8.7	MTA2-FMB27		27	12
MTA3-FMA1/2″	23.825	1/2″	6.35	MTA3-FMB13	23.825	13	8
MTA3-FMA5/8″		5/8″	7.14	MTA3-FMB16		16	
MTA3-FMA3/4″		3/4″	7.94	MTA3-FMB22		22	10
MTA3-FMA7/8″		7/8″	8.7	MTA3-FMB27		27	12
MTA3-FMA1″		1″	9.53	MTA3-FMB32		32	14
MTA3-FMA1-1/4″		1-1/4″	12.7	MTA3-FMB40		40	16
MTA4-FMA1/2″	31.267	1/2″	6.35	MTA4-FMB13	31.267	13	8
MTA4-FMA5/8″		5/8″	7.14	MTA4-FMB16		16	
MTA4-FMA3/4″		3/4″	7.94	MTA4-FMB22		22	10
MTA4-FMA7/8″		7/8″	8.7	MTA4-FMB27		27	12
MTA4-FMA1″		1″	9.53	MTA4-FMB32		32	14
MTA4-FMA1-1/4″		1-1/4″	12.7	MTA4-FMB40		40	16
MTA4-FMA1-1/2″		1-1/2″	15.88	MTA4-FMB50		50	18
MTA5-FMA1/2"	44.399	1/2″	6.35	MTA5-FMB16	44.399	16	8
MTA5-FMA5/8″		5/8″	7.14	MTA5-FMB22		22	10
MTA5-FMA3/4″		3/4″	7.94	MTA5-FMB27		27	12
MTA5-FMA7/8″		7/8″	8.7	MTA5-FMB32		32	14
MTA5-FMA1″		1″	9.53	MTA5-FMB40		40	16
MTA5-FMA1-1/4″		1-1/4″	12.7	MTA5-FMB50		50	18
MTA5-FMA1-1/2″		1-1/2″	15.88	MTA5-FMB60		60	20
MTA5-FMA2″		2″	19.05				

ZY-20008 莫氏柄FMB平面铣刀柄（后拉型） MORSE SHANK FACE MILL TOOLHOLDER TAPPER

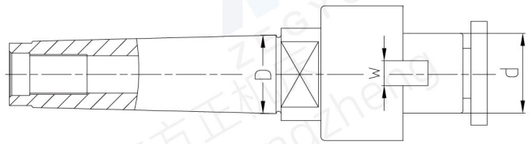

规格 Model	D (mm)	d (in)	W (mm)	规格 Model	D (mm)	d (mm)	W (mm)
MTB2-FMA1/2″	17.78	1/2″	6.35	MTB2-FMB13	17.78	13	8
MTB2-FMA5/8″		5/8″	7.14	MTB2-FMB16		16	8
MTB2-FMA3/4″		3/4″	7.94	MTB2-FMB22		22	10
MTB2-FMA7/8″		7/8″	8.7	MTB2-FMB27		27	12
MTB3-FMA1/2″	23.825	1/2″	6.35	MTB3-FMB13	23.825	13	8
MTB3-FMA5/8″		5/8″	7.14	MTB3-FMB16		16	
MTB3-FMA3/4″		3/4″	7.94	MTB3-FMB22		22	10
MTB3-FMA7/8″		7/8″	8.7	MTB3-FMB27		27	12
MTB3-FMA1″		1″	9.53	MTB3-FMB32		32	14
MTB3-FMA1-1/4″		1-1/4″	12.7	MTB3-FMB40		40	16
MTB4-FMA1/2″	31.267	1/2″	6.35	MTB4-FMB13	31.267	13	8
MTB4-FMA5/8″		5/8″	7.14	MTB4-FMB16		16	
MTB4-FMA3/4″		3/4″	7.94	MTB4-FMB22		22	10
MTB4-FMA7/8″		7/8″	8.7	MTB4-FMB27		27	12
MTB4-FMA1″		1″	9.53	MTB4-FMB32		32	14
MTB4-FMA1-1/4″		1-1/4″	12.7	MTB4-FMB40		40	16
MTB4-FMA1-1/2″		1-1/2″	15.88	MTB4-FMB50		50	18
MTB5-FMA1/2″	44.399	1/2″	6.35	MTB5-FMB16	44.399	16	8
MTB5-FMA5/8″		5/8″	7.14	MTB5-FMB22		22	10
MTB5-FMA3/4″		3/4″	7.94	MTB5-FMB27		27	12
MTB5-FMA7/8″		7/8″	8.7	MTB5-FMB32		32	14
MTB5-FMA1″		1″	9.53	MTB5-FMB40		40	16
MTB5-FMA1-1/4″		1-1/4″	12.7	MTB5-FMB50		50	18
MTB5-FMA1-1/2″		1-1/2″	15.88	MTB5-FMB60		60	20
MTB5-FMA2″		2″	19.05				

ZY-20009 R8柄FMB平面铣刀柄 R8 SHANK FACE MILL TOOLHOLDER

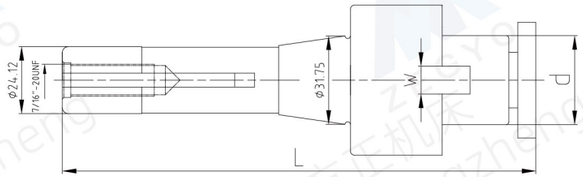

规格 Model	d (mm)	W (mm)	L (mm)	规格 Model	d (in)	W (mm)	L (mm)
R8-FMB16	16	8	151	R8-FMA1/2″	1/2″	6.35	150
R8-FMB22	22	10	153.5	R8-FMA3/4″	3/4″	7.94	154
R8-FMB27	27	12	160	R8-FMA7/8″	7/8″	8.7	155
R8-FMB32	32	14	166	R8-FMA1″	1″	9.53	155
R8-FMB40	40	16	170	R8-FMA1-1/4″	1-1/4″	12.7	156
				R8-FMA1-1/2″	1-1/2″	15.88	163

ZY-20010 直柄钻接杆 STRAIGHT SHANK DRILL ADAPTER

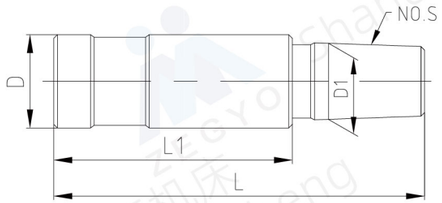

规格 Model	D (in)	D (mm)	NO.S	D1 (mm)
C-J0			J0	6.35
C-J1			J1	9.754
C-J2			J2	14.199
C-J3	3/8″		J3	20.599
C-J4	1/2″		J4	28.55
C-J5	5/8″	6 8 10	J5	35.89
C-J6	7/8″	12 13 14	J6	17.17
C-J33	3/4″	16 20 25	J33	15.85
C-B6	1″	26 32 35	B6	6.35
C-B10	1-1/4″	36 40 45	B10	10.094
C-B12	1-1/2″		B12	12.065
C-B16	1-3/4″		B16	15.733
C-B18			B18	17.78
C-B22			B22	21.793
C-B24			B24	23.825

ZY-20011 莫氏柄钻接杆（扁尾型） MORSE SHANK DRILL ADAPTER FLAT TAIL

规格 Model	d (mm)	L (mm)	规格 Model	d (mm)	L (mm)	规格 Model	d (mm)	L (mm)
MTA0-B6	6.35	75	MTA2-B22	21.793	128	MTA4-B18	17.78	164
MTA0-B10	10.094	80	MTA2-B24	23.825	138	MTA4-B22	21.793	172
MTA0-B12	12.065	84	MTA2-B18S	17.431	113	MTA4-B24	23.825	182
MTA0-B16	15.733	91	MTA2-J0	6.35	94	MTA4-J0	6.35	138
MTA0-B18	17.78	99	MTA2-J1	9.754	100	MTA4-J1	9.754	143
MTA0-B22	21.793	108	MTA2-J2	14.199	105	MTA4-J2	14.199	149
MTA0-B24	23.825	118	MTA2-J3	20.599	114	MTA4-J3	20.599	158
MTA0-J0	6.35	73	MTA2-J4	28.55	125	MTA4-J4	28.55	169
MTA0-J3	20.599	93	MTA2-J5	35.89	130	MTA4-J5	35.89	174
MTA0-J33	15.85	88	MTA2-J6	17.17	108	MTA4-J6	17.17	152
MTA1-B10	10.094	86	MTA2-J33	15.85	108	MTA4-J33	15.85	152
MTA1-B12	12.065	90	MTA3-B10	10.094	120	MTA5-B10	10.094	177
MTA1-B16	15.733	97	MTA3-B12	12.065	124	MTA5-B12	12.065	181
MTA1-B18	17.78	105	MTA3-B16	15.733	131	MTA5-B16	15.733	188
MTA1-B22	21.793	114	MTA3-B18	17.78	139	MTA5-B18	17.78	196
MTA1-B24	23.825	124	MTA3-B22	21.793	147	MTA5-B22	21.793	204
MTA1-J0	6.35	79	MTA3-B24	23.825	157	MTA5-B24	23.825	214
MTA1-J1	9.754	85	MTA3-J0	6.35	113	MTA5-J0	6.35	170
MTA1-J2	14.199	90	MTA3-J1	9.754	118	MTA5-J1	9.754	175
MTA1-J3	20.599	99	MTA3-J2	14.199	124	MTA5-J2	14.199	181
MTA1-J4	28.55	110	MTA3-J3	20.599	133	MTA5-J3	20.599	190
MTA1-J5	35.89	116	MTA3-J4	28.55	144	MTA5-J4	28.55	201
MTA1-J6	17.17	94	MTA3-J5	35.89	149	MTA5-J5	35.89	206
MTA1-J33	15.85	94	MTA3-J6	17.17	127	MTA5-J6	17.17	184
MTA2-B10	10.094	101	MTA3-J33	15.85	127	MTA5-J33	15,850	184
MTA2-B12	12,065	105	MTA4-B10	10.054	145	MTA6-B16	15.733	250
MTA2-B16	15.733	112	MTA4-B12	12.065	149	MTA6-J3	20.599	252
MTA2-B18	17.78	120	MTA4-B16	15.733	156	MTA6-J6	17.17	246

ZY-20012 莫氏柄钻接杆（后拉型） MORSE SHANK DRILL ADAPTER TAPPER

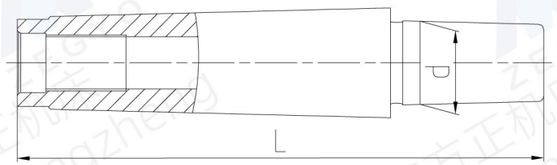

规格 Model	d (mm)	L (mm)	规格 Model	d (mm)	L (mm)	规格 Model	d (mm)	L (mm)
MTB0-J0	6.35	67	MTB2-J6	17.17	97	MTB4-J33	15.85	137
MTB0-J1	9.754	72	MTB2-J33	15.85	97	MTB4-B10	10.094	130
MTB0-J2	14.199	78	MTB2-B10	10.094	90	MTB4-B12	12.065	134
MTB0-J3	20.599	87	MTB2-B12	12.065	94	MTB4-B16	15.733	141
MTB0-J6	17.17	81	MTB2-B16	15.733	101	MTB4-B18	17.78	149
MTB0-J33	15.85	81	MTB2-B18	17.78	109	MTB4-B22	21.793	158
MTB0-B10	10.094	74	MTB2-B22	21.793	117	MTB4-B24	23.825	168
MTB0-B12	12.065	78	MTB2-B24	23.825	127	MTB5-J2	14.199	161
MTB0-B16	15.733	85	MTB3-J1	9.754	105	MTB5-J3	20.599	170
MTB0-B18	17.78	93	MTB3-J2	14.199	111	MTB5-J4	28.55	181
MTB1-J0	6.35	71	MTB3-J3	20.599	120	MTB5-J5	35.89	186
MTB1-J1	9.754	76	MTB3-J4	28.55	131	MTB5-J6	17.17	164
MTB1-J2	14.199	82	MTB3-J5	35.89	136	MTB5-J33	15.85	164
MTB1-J3	20.599	91	MTB3-J6	17.17	114	MTB5-B16	15.733	168
MTB1-J6	17.17	85	MTB3-J33	15.85	114	MTB5-B18	17.78	176
MTB1-J33	15.85	85	MTB3-B10	10.094	107	MTB5-B22	21.793	185
MTB1-B10	10.094	78	MTB3-B12	12.065	111	MTB5-B24	23.825	195
MTB1-B12	12.065	82	MTB3-B16	15.733	118	MTB6-J3	20.599	224
MTB1-B16	15.733	89	MTB3-B18	17.78	126	MTB6-J4	28.55	235
MTB1-B18	17.78	97	MTB3-B22	21.793	135	MTB6-J5	35.89	240
MTB2-J0	6.35	83	MTB3-B24	23 825	145	MTB6-J6	17.17	218
MTB2-J1	9.754	88	MTB4-J2	14.199	134	MTB6-J33	15.85	218
MTB2-J2	14.199	94	MTB4-J3	20.599	143	MTB6-B16	15.733	222
MTB2-J3	20.599	103	MTB4-J4	28.55	154	MTB6-B18	17.78	230
MTB2-J4	28.55	114	MTB4-J5	35.89	159	MTB6-B22	21.793	238
MTB2-J5	35.89	119	MTB4-J6	17.17	137	MTB6-B24	23.825	248

扫码观看视频
Scan the code to watch videos

ZY-20013 R8柄钻接杆 R8 SHANK DRILL ADAPTER

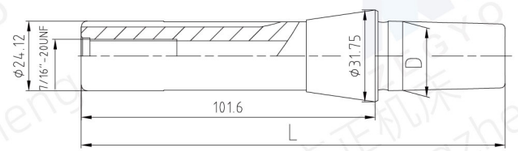

规格 Model	d (mm)	L (mm)	规格 Model	d (mm)	L (mm)
R8-J0	6.35	117	R8-J33	15.85	132
R8-J1	9.754	122	R8-B6	6.35	118.5
R8-J2	14.199	128	R8-B10	10.094	124
R8-J2S	13.94	125	R8-B12	12.065	128
R8-J3	20.599	137	R8-B16	15.733	135
R8-J4	28.55	148	R8-B18	17.78	143
R8-J5	35.89	154	R8-B22	21.793	152
R8-J6	17.17	132	R8-B24	23.825	162

ZY-20014 混合插入式铣刀杆 COMBIN SHELL ADAPTER

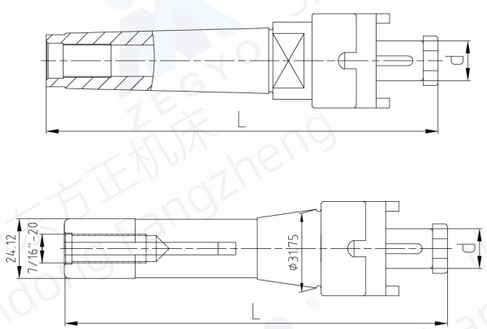

规格 Model	d (mm)	L (mm)	规格 Model	d (mm)	L (mm)
MT2-16	16	131	MT4-40	40	203
MT2-22	22	139	MT5-22	22	226
MT2-27	27	142	MT5-27	27	229
MT3-16	16	149	MT5-32	32	233
MT3-22	22	157	MT5-40	40	237
MT3-27	27	160	MT5-50	50	242
MT3-32	32	169	R8-16	16	150
MT4-16	16	181	R8-22	22	158
MT4-22	22	184	R8-27	27	161
MT4-27	27	187	R8-32	32	170
MT4-32	32	199	R8-40	40	176

扫码观看视频
Scan the code to watch videos

ZY-20015 SLN侧固式铣刀杆 SIDE LOCK MILL ADAPTER

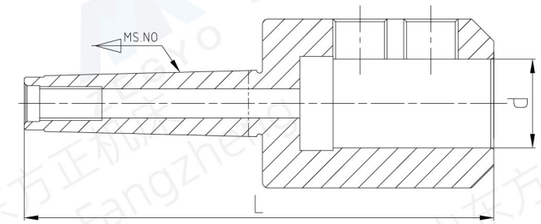

连接柄 Shank	d (mm)	连接柄 Shank	d (in)
MTA2、MTA3 MTA4、MTA5 MTA6、MTB2 MTB3、MTB4 MTB5、MTB6 R8	6	MTA2、MTA3 MTA4、MTA5 MTA6、MTB2 MTB3、MTB4 MTB5、MTB6 R8	1/4″
	8		5/16″
	10		3/8″
	12		1/2″
	14		5/8″
	16		3/4″
	18		1″
	20		1-1/4″
	25		1-1/2″
	32		2″
	40		2-1/2″

ZY-20016 整体式钻夹头 INTEGRAL DRILL CHUCK HOLDER

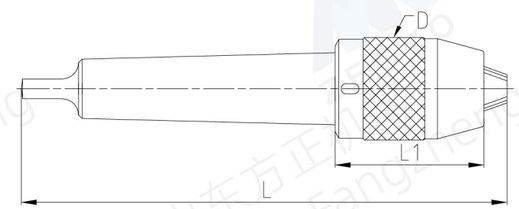

规格 Model	夹持范围(mm)	连接方式	L (mm)	L1 (mm)	D (mm)
MT2-APU08	0.5~8	MT2	139.5	59.5	37
MT2-APU10	1~10	MT2	150	70	41
MT3-APU13	1~13	MT3	182.5	83.5	49
MT4-APU13		MT4	207.5		
C20-APU13		C20	143.5		
C25-APU13		C25	163.5		
C32-APU13		C32	163.5		
R8-APU13		R8	187.5		
MT3-APU16	1~16	MT3	184	85	54
MT4-APU16		MT4	209		
C20-APU16		C20	145		
C25-APU16		C25	165		
C32-APU16		C32	165		
R8-APU16		R8	189		

ZY-20017 DIN2185莫氏变径套（扁尾型） DIN2185 MORSE REDUCER SLEEVE

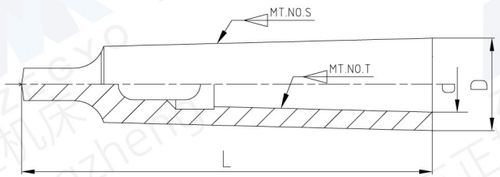

规格 Model	MT.NO.S	MT.NO.T	D (mm)	d (mm)	L (mm)	精度(Accuracy)
MTA1-0	1	0	13	9.045	80	0.015
MTA2-1	2	1	18.6	12.065	92	
MTA3-1	3		24.1		99	
MTA3-2		2	24.7	17.78	112	
MTA4-1	4	1	31.6	12.065	124	
MTA4-2		2		17.78		
MTA4-3		3	32.4	23.825	140	
MTA5-1	5	1	44.7	12.065	156	0.02
MTA5-2		2		17.78		
MTA5-3		3		23.825		
MTA5-4		4	45.5	31.267	171	
MTA6-1	6	1	63.8	12.065	218	
MTA6-2		2		17.78		
MTA6-3		3		23.825		
MTA6-4		4		31.267		
MTA6-5		5		44.399		

ZY-20018 莫氏变径套（后拉型） MORSE REDUCER SLEEVE WITH THREAD

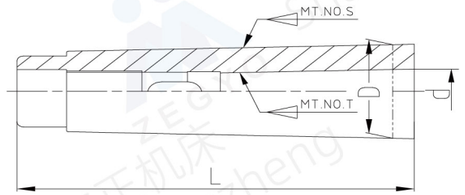

规格 Model	MT.NO.S	MT.NO.T	D (mm)	d (mm)	L (mm)	精度(Accuracy)
MTB2-1	2	1	17.78	12.065	108.5	0.01
MTB3-1	3	1	23.825	12.065	106	
MTB3-2		2		17.78	116	
MTB4-1	4	1	31.267	12.065	110	
MTB4-2		2		17.78	120	
MTB4-3		3		23.825	140	
MTB5-1	5	1	44.399	12.065	136	0.02
MTB5-2		2		17.78	136	
MTB5-3		3		23.825	148	
MTB5-4		4		31.267	176	

ZY-20019 F1型镗刀柄 F1 TYPE BORING TOOL HOLDER

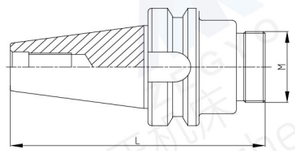

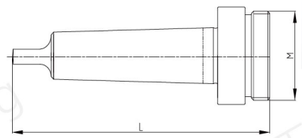

规格 Model	柄部(Shank)	L (mm)	M (mm)	规格 Model	柄部(Shank)	L (mm)	M (mm)
F1-MT2	MT2	93	7/8″ -20 1-1/2″ -18	F1-C32	C32	117	7/8″ -20 1-1/2″ -18
F1-MT3	MT3	110		F1-C40	C40	117	
F1-MT4	MT4	133		F1-C5/8″	C5/8″	97	
F1-MT5	MT5	160		F1-C3/4″	C3/4″	112	
F1-MT6	MT6	214		F1-C7/8″	C7/8″	127	
F1-R8	R8	132.5		F1-C1″	C1″	137	
F1-NT30	NT30	102		F1-C1-1/4″	C1-1/4″	167	
F1-NT40	NT40	135		F1-C1-1/2″	C1-1/2″	197	
F1-NT50	NT50	168		F1-C1-3/4″	C1-3/4″	227	
F1-C16	C16	117		F1-BT40	BT40	122.4	
F1-C20	C20	117		F1-DIN69871 40	DIN69871 40	120.4	
F1-C25	C25	117		F1-CAT40	CAT40	130	

ZY-20020 F1型镗头 F1 TYPE BORING CUTTER

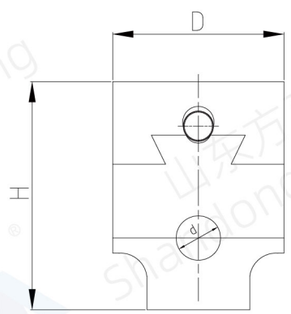

规格 Model	D (mm)	H (mm)	最大位移 (Max offset)	刀杆直径d (Boring bor dia)	最小刻度值 (Min graduation)	镗削直径 (Dia of Bring)
F1-1/2 ″	50	61.6	5/8″	1/2″	0.001 ″	3/8″ -5 ″
F1-3/4″	75	80.2	1″	3/4″	0.005″	1/2"-9″
F1-1 ″	100	93.2	1-5/8″	1″		5/8″ -12.5″
F1-12	50	61.6	16	12	0.01	10-125
F1-18	75	80.2	25	18		12-225

ZY-20021 NBH2084微调精密镗刀柄套装 NBH2084 FINE-TUNED PRECISION BORING TOOL HOLDER SET

规格 Model	镗孔范围 (Boring range)	夹持孔径 (Boring bar hole size)	每格进给量 (Fine feed per graduation)	滑块最大行程 (Max.stroke of slide block)
R8-NBH2084	8-280	20	0.01	25
DIN2080 30-NBH2084				
DIN2080 40-NBH2084				
DIN2080 50-NBH2084				
BT40-NBH2084				
BT50-NBH2084				
DIN69871 40-NBH2084				
DIN69871 50-NBH2084				

规格 Model	镗孔范围 (Boring range)	深度 (Depth)	刀片规格 (Insert)	压刀螺钉 (Screw)	扳手 (wrench)	切入量 (ap)	进给量 (mm/rev)	切削速度 (m/min)
SBJ2008-32	8-10	32	TBGT060102 TBGT060104	M2x5	T6	0.05-0.20 0.10-0.25	0.05-0.10 0.07-0.15	碳钢100-200 不锈钢70-140 铸铁70-140 铝150-300
SBJ2010-40	10-13	40						
SBJ2012-53	12-17	53	TPGH090202 TPGH090204	M2.5x6	T8			
SBJ2016-68	16-21	68						
SBJ2020-83	20-130	83	TPGH110302 TPGH110304	M3x8	T8			
SBJ2025-96	25-135	96						
SBJ2030-115	30-140	115						
SBJ20L20-100	120-280	150						

特点:

◎单刃进给、微量调整，能实现精密镗孔
◎选择合适的镗刀，镗孔时让镗刀尽量靠近中心
◎镗孔时如出现振动，可能主轴运转不平衡，应降低主轴转速
◎可通过减少进给量，提高主轴转速，提高表面粗糙度

Features:

◎Single-edge feeding and micro-adjustment can achieve precision boring
◎Choose a suitable boring tool and keep the boring tool as close to the center as possible when boring
◎If vibration occurs during boring, the spindle may be unbalanced and the spindle speed should be reduced
◎The surface roughness can be improved by reducing the feed amount and increasing the spindle speed

ZY-30001 DIN6499B标准ER系列夹头 STANDARD ER SERIES COLLET

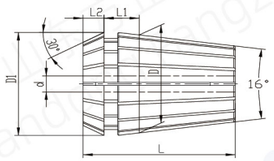

ER11-ER50

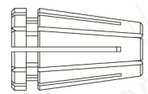
ER8

型号Model(metric)	d (mm)	D (mm)	D1 (mm)	L (mm)	L1 (mm)	L2 (mm)
ER8	1.0～5.0	8.0	8.45	13.5	2.98	1.5
ER11	1.0～7.0	11.0	11.5	18.0	3.8	2.5
ER16	1.0～10.0	16.0	17.0	27.5	6.26	4.0
ER20	1.0～13.0	20.0	21.0	31.5	6.36	4.8
ER25	1.0～16.0	25.0	26.0	34.0	6.66	5.0
ER32	2.0～20.0	32.0	33.0	40.0	7.16	5.5
ER40	3.0～26.0	40.0	41.0	46.0	7.66	7.0
ER50	6.0～34.0	50.0	52.0	60.0	12.6	8.5

型号Model(inch)	d (in)	D (mm)	D1 (mm)	L (mm)	L1 (mm)	L2 (mm)
ER11	3/64″ ~17/64″	11.0	11.5	18.0	3.8	2.5
ER16	3/64″ ~3/8″	16.0	17.0	27.5	6.26	4.0
ER20	3/64″ ~33/64″	20.0	21.0	31.5	6.36	4.8
ER25	3/64″ ~5/8″	25.0	26.0	34.0	6.66	5.0
ER32	1/16″ ~25/32″	32.0	33.0	40.0	7.16	5.5
ER40	1/8″ ~31/32″	40.0	41.0	46.0	7.16	7.0
ER50	1/4″ ~1-5/16″	50.0	52.0	60.0	12.6	8.5

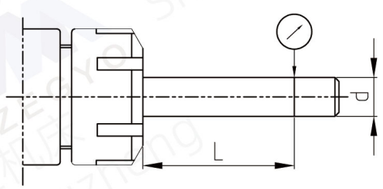

径向跳动 Run out (mm)		
A	AA	AAA
0.015	0.008	0.005

特点：

◎材质：65Mn 热处理后具有更好的耐磨性，且弹性佳使用寿命长
◎硬度：HRC44-48
◎表面粗糙度RZ2.5以内
◎同心度按 DIN 标准规范全数检验
◎用于夹持钻头、螺丝攻、铣刀、铰刀等工具
◎具有弹性伸缩的功能、应用范围广

Features:

◎Material: 65Mn After heat treatment, it has tough hardness and toughness, better wear resistance, good elasticity and long service life
◎Hardness: HRC44-48
◎Surface roughness within RZ2.5
◎Concentricity is fully inspected according to DIN standards
◎Used to hold drill bits, screw taps, milling cutters, reamers and other tools
◎It has the function of elastic expansion, wide application range and rich variability

ZY-30002 ERC型槽止水夹头 ERC GROOVE SEALING COLLET

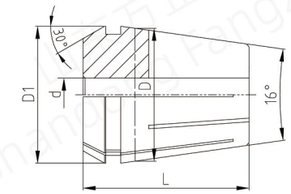

型号 Model	d (mm)	D (mm)	D1 (mm)	L (mm)
ER16C	2～10	16	16.55	27.5
ER20C	2～13	20	20.55	31.5
ER25C	2～16	25	25.55	34
ER32C	2～20	32	32.55	40
ER40C	3～26	40	40.55	46

特点：

◎材质：65Mn
◎硬度：HRC44-48
◎利用沟槽差异，达到周围止水，仅中心出水的功能

Features:

◎Material: 65Mn
◎Hardness: HRC44-48
◎The product uses the difference in grooves to achieve the function of water stopping around and only letting water out from the center.

ZY-30003 ERS型胶条止水夹头 ERS RUBBER SEALING COLLET

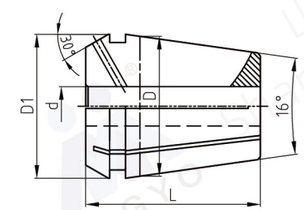

型号 Model	d (mm)	D (mm)	D1 (mm)	L (mm)
ER11S	2~7	11	11.25	18
ER16S	2~10	16	16.55	27.5
ER20S	2~13	20	20.6	31.5
ER25S	2~16	25	25.6	34
ER32S	2~20	32	32.6	40
ER40S	3~26	40	40.55	46

特点：

◎材质：65Mn
◎硬度：HRC44-48
◎利用胶条介入槽中，达到周围止水，仅中心出水的功能
◎适用于夹持有出水孔的刀具

Features:

◎Material: 65Mn
◎Hardness: HRC44-48
◎Use rubber strips to intervene in the groove to achieve the function of stopping water around and only letting water out in the center
◎Suitable for clamping cutter with cooling hole

扫码观看视频
Scan the code to watch videos

ZY-30004 ERG型攻丝夹头 ERG TAPPING COLLET

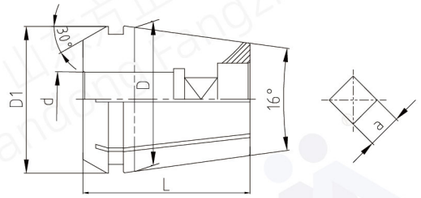

型号 Model	d (mm) xa (mm)	D (mm)	D1 (mm)	L (mm)
ER16G-2.8x2.1	2.8x2.1	16	16.55	27.5
ER16G-3.5x2.7	3.5x2.7			
ER16G-4.5x3.4	4.5x3.4			
ER16G-5x4	5x4			
ER16G-5.5x4.3	5.5x4.3/4.5			
ER16G-6x4.9	6x4.5/4.9			
ER16G-7x5.5	7x5.5			
ER16G-8x6.3	8x6.2			
ER16G-9x7.1	9x7.1			
ER16G-10x8	10x8			

型号Model	d (mm) xa (mm)	D (mm)	D1 (mm)	L (mm)
ER20G-2.8x2.1	2.8x2.1	20	20.55	31.5
ER20G-3.5x2.7	3.5x2.7			
ER20G-4.5x3.4	4.5x3.4			
ER20G-5x4	5x4			
ER20G-5.5x4.3	5.5x4.3/4.5			
ER20G-6x4.9	6x4.9/4.5			
ER20G-7x5.5	7x5.5			
ER20G-8x6.3	8x6.3			
ER20G-9x7.1	9x7.1			
ER20G-10x8	10x8			
ER20G-11x9	11x9			
ER20G-12x9	12x9			

型号Model	d (mm) xa (mm)	D (mm)	D1 (mm)	L (mm)
ER25G-2.8x2.1	2.8x2.1	25	25.55	34
ER25G-3.5x2.7	3.5x2.7			
ER25G-4.5x3.4	4.5x3.4			
ER25G-5x4	5x4			
ER25G-5.5x4.3	5.5x4.3/4.5			
ER25G-6x4.9	6x4.5/4.9			
ER25G-7x5.5	7x5.5			
ER25G-8x6.3	8x6.3			
ER25G-9x7.1	9x7.1			
ER25G-10x8	10x8			
ER25G-11x9	11x9			
ER25G-12x9	12x9			
ER25G-14x11	14x11			
ER25G-16x12	16x12			

型号 Model	d (mm) xa (mm)	D (mm)	D1 (mm)	L (mm)
ER32G-2.8x2.1	2.8x2.1	32	32.55	40
ER32G-3.5x2.7	3.5x2.7			
ER32G-4.5x3.4	4.5x3.4			
ER32G-5x4	5x4			
ER32G-5.5x4.3	5.5x4.3/4.5			
ER32G-6x4.9	6x4.5/4.9			
ER32G-7x5.5	7x5.5			
ER32G-8x6.3	8x6.3			
ER32G-9x7.1	9x7.1			
ER32G-10x8	10x8			
ER32G-11x9	11x9			
ER32G-12x9	12x9			
ER32G-14x11	14x11			
ER32G-16x12	16x12			
ER32G-18x14.5	18x14.5			
ER32G-20x16	20x16			

型号 Model	d (mm) xa (mm)	D (mm)	D1 (mm)	L (mm)
ER40G-2.8x2.1	2.8x2.1	40	40.6	46
ER40G-3.5x2.7	3.5x2.7			
ER40G-4.5x3.4	4.5x3.4			
ER40G-5x4	5x4			
ER40G-5.5x4.3	5.5x4.3/4.5			
ER40G-6x4.9	6x4.5/4.9			
ER40G-7x5.5	7x5.5			
ER40G-8x6.2	8x6.3			
ER40G-9x7	9x7.1			
ER40G-10x8	10x8			
ER40G-11x9	11x9			
ER40G-12x9	12x9			
ER40G-14x11	14x11			
ER40G-16x12	16x12			
ER40G-18x14.5	18x14.5			
ER40G-20x16	20x16			
ER40G-22x18	22x18			
ER40G-25x20	25x20			

特点：

◎刚性攻丝夹头，后部分有四方，防止丝锥打滑
◎可用于普通ER型刀柄，也可以在专用刀柄上使用

Features:

◎Rigid tapping collet with square rear part to prevent tap slipping
◎Can be used on ordinary ER type tool holders or on special tool holders

ZY-30005 ERGS型胶条止水攻丝夹头 ERGS TAPPING RUBBER SEALING COLLET

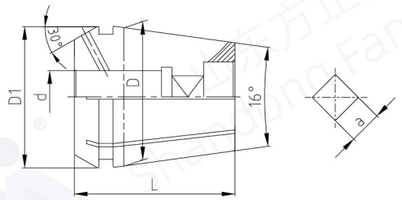

型号 Model	d (mm) xa (mm)	D (mm)	D1 (mm)	L (mm)
ER16GS-2.8x2.1	2.8x2.1	16	16.6	27.5
ER16GS-3.5x2.7	3.5x2.7			
ER16GS-4.5x3.4	4.5x3.4			
ER16GS-5x4	5x4			
ER16GS-5.5x4.3	5.5x4.3/4.5			
ER16GS-6x4.9	6x4.5/4.9			
ER16GS-7x5.5	7x5.5			
ER16GS-8x6.3	8x6.3			
ER16GS-9x7.1	9x7.1			
ER16GS-10x8	10x8			

型号 Model	d (mm) xa (mm)	D (mm)	D1 (mm)	L (mm)
ER20GS-2.8x2.1	2.8x2.1	20	20.6	31.5
ER20GS-3.5x2.7	3.5x2.7			
ER20GS-4.5x3.4	4.5x3.4			
ER20GS-5x4	5x4			
ER20GS-5.5x4.3	5.5x4.3/4.5			
ER20GS-6x4.9	6x4.5/4.9			
ER20GS-7x5.5	7x5.5			
ER20GS-8x6.3	8x6.3			
ER20GS-9x7.1	9x7.1			
ER20GS-10x8	10x8			
ER20GS-11x9	11x9			
ER20GS-12x9	12x9			

型号 Model	d (mm) xa (mm)	D (mm)	D1 (mm)	L (mm)
ER25GS-2.8x2.1	2.8x2.1	25	25.6	34
ER25GS-3.5x2.7	3.5x2.7			
ER25GS-4.5x3.4	4.5x3.4			
ER25GS-5x4	5x4			
ER25GS-5.5x4.3	5.5x4.3/4.5			
ER25GS-6x4.9	6x4.5/4.9			
ER25GS-7x5.5	7x5.5			
ER25GS-8x6.3	8x6.3			
ER25GS-9x7.1	9x7.1			
ER25GS-10x8	10x8			
ER25GS-11x9	11x9			
ER25GS-12x9	12x9			
ER25GS-14x11	14x11			
ER25GS-16x12	16x12			

型号 Model	d (mm) xa (mm)	D (mm)	D1 (mm)	L (mm)
ER32GS-2.8x2.1	2.8x2.1	32	32.55	40
ER32GS-3.5x2.7	3.5x2.7			
ER32GS-4.5x3.4	4.5x3.4			
ER32GS-5x4	5x4			
ER32GS-5.5x4.3	5.5x4.3/4.8			
ER32GS-6x4.9	6x4.5/4.9			
ER32GS-7x5.5	7x5.5			
ER32GS-8x6.3	8x6.3			
ER32GS-9x7.1	9x7.1			
ER32GS-10x8	10x8			
ER32GS-11x9	11x9			
ER32GS-12x9	12x9			
ER32GS-14x11	14x11			
ER32GS-16x12	16x12			
ER32GS-18x14.5	18x14.5			
ER32GS-20x16	20x16			

型号Model	d (mm) xa (mm)	D (mm)	D1 (mm)	L (mm)
ER40GS-2.8x2.1	2.8x2.1	40	40.6	46
ER40GS-3.5x2.7	3.5x2.7			
ER40GS-4.5x3.4	4.5x3.4			
ER40GS-5x4	5x4			
ER40GS-5.5x4.3	5.5x4.3/4.5			
ER40GS-6x4.9	6x4.5/4.9			
ER40GS-7x5.5	7x5.5			
ER40GS-8x6.3	8x6.3			
ER40GS-9x7.1	9x7.1			
ER40G-10x8	10x8			
ER40G-11x9	11x9			
ER40G-12x9	12x9			
ER40G-14x11	14x11			
ER40G-16x12	16x12			
ER40G-18x14.5	18x14.5			
ER40G-20x16	20x16			
ER40G-22x18	22x18			
ER40G-25x20	25x20			

特点：

◎刚性攻丝夹头，后部分有四方，防止丝锥打滑
◎利用胶条介入槽中，达到周围止水，仅中心出水的功能

Features:

◎Rigid tapping collet with square rear part to prevent tap slipping
◎Use rubber strips to insert into the groove to stop water around and only let water out from the center

ZY-30006 ER夹头套装 ER COLLET SET


型号 Model	孔径（公制） hole size(mm)	支数/套 (Pcs/set)
ER8	1 2 3 4 5	5
	1 1.5 2 2.5 3 3.5 4 4.5 5	9
ER11	1 2 3 4 5 6 7	7
	1 1.5 2 2.5 3 3.5 4 4.5 5 5.5 6 6.5 7	13
ER16	3 4 5 6 7 8 9 10	8
	1 2 3 4 5 6 7 8 9 10	10
ER20	2 3 4 5 6 7 8 9 10 11 12 13	12
ER25	2 3 4 5 6 7 8 9 10 11 12 13 14 15 16	15
ER32	3 4 5 6 7 8 9 10 11 12 13 14 15 16 17 18 19 20	18
ER40	3 4 5 6 7 8 9 10 11 12 13 14 15 16 17 18 19 20 21 22 23 24 25 26	24
ER50	12 14 16 18 20 22 24 26 28 30 32 34	12

ZY-30007 ER夹头刀柄套装 ER MILLING CHUCK SET


型号 Model	孔 径 (Hole size) 英制 (inch)	支数/套 (Pcs/set)	刀柄 (Toolhodler)
ER16-8	3/32 1/8 3/16 7/32 1/4 5/16 11/32 3/8	8	R8
ER25-6	1/8 3/16 5/16 3/8 1/2 5/8	6	MT2 ~ MT6
ER25-10	3/32 1/8 3/16 1/4 5/16 3/8 7/16 1/2 9/16 5/8	10	NT30 NT40 NT50
ER32-6	1/4 5/16 3/8 1/2 5/8 3/4	6	BT30 BT40 BT50
ER32-12	3/32 1/8 3/16 1/4 5/16 3/8 7/16 1/2 9/16 5/8 11/16 3/4	12	DIN69871 30
ER40-8	1/8 1/4 3/8 1/2 5/8 3/4 7/8 1	8	DIN69871 40
ER40-15	1/8 3/16 1/4 5/16 3/8 7/16 1/2 9/16 5/8 11/16 3/4 13/16 7/8 15/16 1	15	DIN69871 50

型号 Model	孔 径 (Hole size) 公制 (mm)	支数/套 (Pcs/set)	刀柄 (Toolhodler)
ER16-8	2 3 4 5 6 7 8 10	8	R8
ER25-6	4 6 8 10 12 16	6	MT2 ~ MT6
ER25-10	3 4 5 6 8 10 12 14 15 16	10	NT30 NT40 NT50
ER32-6	6 8 10 12 16 20	6	BT30 BT40 BT50
ER32-12	3 4 5 6 8 10 12 14 15 16 18 20	12	DIN69871 30
ER40-8	3 5 8 12 15 18 22 26	8	DIN69871 40
ER40-15	3 4 5 6 8 10 12 14 15 16 18 20 22 24 26	15	DIN69871 50

特点：

◎套装中的刀柄，夹头数量和种类可根据客户需求定制，订购时请说明刀柄种类和夹头孔径。例如:BT40-ER32-70 1pcs+ER32 12pcs/套

Features:

◎The number and type of toolholders and collet in the set can be customized according to customer needs. Please specify the toolholder type and chuck aperture when ordering.
For example: (BT40-ER32-70 1pcs+ER32 12pcs)/set

ZY-30008 SK系列高速夹头 SK SERIES HIGH SPEED COLLET


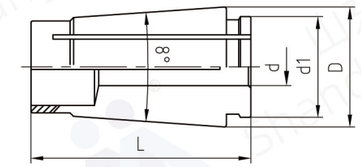

型号Model	d (mm)	d1 (mm)	D (mm)	L (mm)
SK06	2 ~ 6	8.9	10.5	25
SK10	2 ~ 10	13.1	15.6	30.5
SK13	3 ~ 13	18.5	20.1	39
SK16	3 ~ 16	20.6	24.6	45
SK20	4 ~ 20	26.5	30	50
SK25	6 ~ 25	31.1	35.6	57

特点：

◎材质：65Mn
◎与SK螺母配合，作用力于平面，重复装夹精度高
◎筒夹8°锥设计，更具有夹持力，提高抗震效能
◎夹紧力大，夹持范围广，适于高速作业

Features:

◎Material: 65Mn
◎Cooperated with the SK nut, the force acts on the plane, and the repeatable clamping accuracy is high
◎The 8° cone design of the collet has better clamping force and improves anti-seismic performance
◎Large clamping force and wide clamping range, suitable for high-speed operations

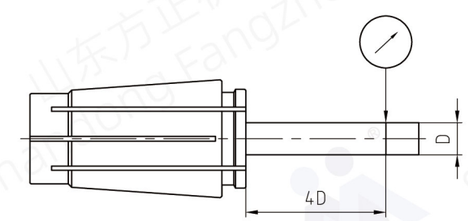

径向跳动 Run out (mm)	
A	AA
0.008	0.005

ZY-30009 SK高速夹头套装 SK SERIES HIGH SPEED COLLET SET

型号 Model	孔 径 (Hole size) 公制 (mm)	支数/套 (Pcs/set)
SK10	3 4 5 6 7 8 9 10	8
	2 2.5 3 3.5 4 4.5 5 5.5 6 6.5 7 7.5 8 8.5 9 9.5 10	17
SK16	3 4 6 8 10 12 16	7
	3 4 5 6 7 8 9 10 11 12 13 14 15 16	14
SK25	6 8 10 12 16 20 25	7
	6 8 10 12 14 16 18 20 22 24 25	11

ZY-30010-I EOC(OZ)A夹头 EOC(OZ) COLLET

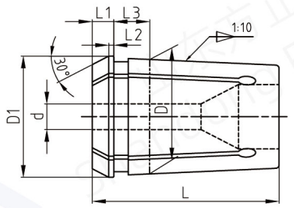

型号 Model	d (mm)	D (mm)	D1 (mm)	L (mm)	L1 (mm)	L2 (mm)	L3 (mm)
EOC/OZ6A	1～6	10	11.5	21	3.5	0.5	4
EOC/OZ8A	1～8	12.65	14.5	26	4	0.8	4.5
EOC/OZ10A	1～10	15.15	17.2	30	4.5	0.8	4.5
EOC/OZ12A	1～12	17.75	19.8	34	5	1.1	4.5
EOC/OZ16A	2～16	22.65	25.5	40	5.5	1.2	5.5
EOC/OZ20A	2～20	27.4	29.8	45	6	1.35	6
EOC/OZ25A	2～25	32.9	35.05	52	6	1.4	6
EOC/OZ32A	4～32	41.3	43.7	60	6	1.45	7
EOC/OZ40A	6～40	49.7	52.2	68	6	1.45	8
EOC/OZ50A	8～50	61.1	63.8	80	7	1.55	9

ZY-30010-II EOC(OZ)B夹头 EOC(OZ) COLLET

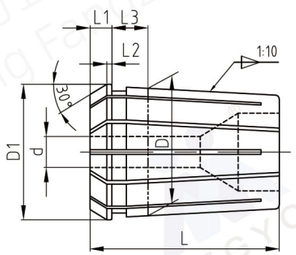

型号Model	d (mm)	D (mm)	D1 (mm)	L (mm)	L1 (mm)	L2 (mm)	L3 (mm)
EOC/OZ16B	2～16	22.65	25.5	40	5.5	1.2	9.5
EOC/OZ20B	2～20	27.4	29.8	45	6	1.35	10
EOC/OZ25B	2～25	32.9	35.05	52	6	1.4	10
EOC/OZ32B	4～32	41.3	43.7	60	6	1.45	11
EOC/OZ40B	6～40	49.7	52.2	68	6	1.45	12
EOC/OZ50B	8～50	61.1	63.8	80	7	1.55	13

特点：

◎材质：65Mn
◎硬度：HRC44-48
◎广泛应用于铣、钻、丝攻、雕刻、CNC、主轴机等夹持刀具使用

Features:

◎Material: 65Mn
◎When ordering, please indicate the specifications of the chuck
◎Widely used in clamping tools such as milling, drilling, tapping, engraving, CNC, spindle machines, etc

ZY-30011 C系列直柄夹头 STRAIGHT SHANK COLLET

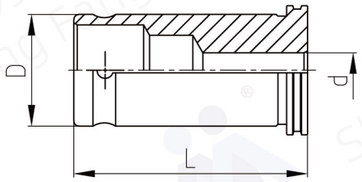

规格 Model	d (mm)	D (mm)	L (mm)
C16	4~12	16	45
C20	4~16	20	55
C25	4~20	25	60
C32	4~25	32	65
C42	6~32	42	80

特点：

◎材质：65Mn
◎硬度：HRC44-48
◎限定夹持与孔径相同之刀具柄径
◎筒夹不具备弹性收缩范围，强调夹持力
◎刀具置入筒夹必须超过内孔有效夹持长度，以达到有效夹持

Features:

◎Material: 65Mn
◎Hardness: HRC44-48
◎Side-mounted tool holders are used as tool holders for knives
◎The collet does not have an elastic shrinkage range and emphasizes the clamping force
◎The tool inserted into the collet must exceed the effective clamping length of the inner hole to achieve effective clamping

ZY-30012 BT 锥强力刀柄套装 BT SERIES POWER MILLING CHUCK SET

型号Model	筒夹规格 (Collet model)	筒夹孔径 (collet hole size)	扳手 (Wrench)
BT40-C25-105/7PCS	C25	4 6 8 10 12 16 20	C25
BT40-C32-110/7PCS	C32	6 8 10 12 16 20 25	C32
BT50-C32-120/7PCS	C32	6 8 10 12 16 20 25	C32
BT50-C42-135/7PCS	C42	8 10 12 16 20 25 30	C42

ZY-30013 液压夹头 HYDRAULIC COLLET

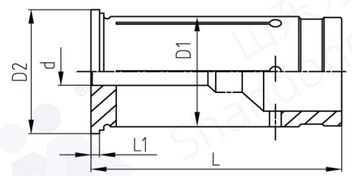

型号 Model	d (mm)	D1 (mm)	D2 (mm)	L (mm)	L1 (mm)
HC12	3-10	12	16.5	47	2
HC20	3-16	20	24	52.5	
HC25	6-20	25	29	56.5	
HC32	6-25	32	35.5	62.5	

ZY-30014 DIN6343夹紧夹头 DIN6343 CLAMPING COLLET

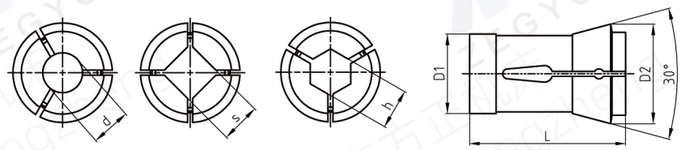

型号 Model	D1 (mm)	D2 (mm)	L (mm)	孔 径 (Hole size)		
				d (mm)	s (mm)	h (mm)
DIN6343-F17.5	17.5	22	51	13	8	10
DIN6343-F22	22	30	55	16	11	13
DIN6343-F27	27	38	72.7	22	15	19
DIN6343-F28	28	38	70	22	15	19
DIN6343-F32	32	45	75	26	18	22
DIN6343-F35	35	48	80	30	21	26
DIN6343-F42	42	55	94	36	25	30
DIN6343-F48	48	60	94	42	29	36
DIN6343-F56	56	68	94	50	35	42
DIN6343-F66	66	84	110	60	42	52

特点：

◎采用进口高强度材质，经特殊处理，产品性能稳定，耐磨耐用
◎工作孔经涨孔定型处理后，夹持范围增大，夹卸料方便
◎适合于各种车床，六角车床等

Features:

◎Made of imported high-strength materials and specially treated, the product has stable performance, wear resistance and durability
◎After the working hole is expanded and shaped, the clamping range is enlarged and the clamping and unloading are convenient
◎Suitable for various lathes, hexagonal lathes, etc

ZY-30015 DC后拉夹头 SLIM COLLET

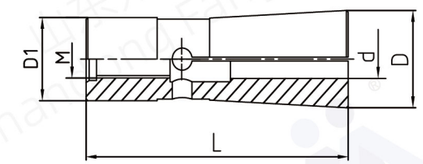

型号 Model	d(mm)	D(mm)	L(mm)	D1(mm)	M(mm)
DC04-02	2	7	31	5.5	M4
DC04-03	3	7	31	5.5	M4
DC04-04	4	7	31	5.5	M4
DC06-03	3	9.6	36	8	M5
DC06-04	4	9.6	36	8	M5
DC06-05	5	9.6	36	8	M5
DC06-06	6	9.6	36	8	M5
DC08-03	3	15	45	12.8	M6
DC08-04	4	15	45	12.8	M6
DC08-06	6	15	45	12.8	M6
DC08-08	8	15	45	12.8	M6
DC10-03	3	19	52	16.5	M8
DC10-04	4	19	52	16.5	M8
DC10-06	6	19	52	16.5	M8
DC10-08	8	19	52	16.5	M8
DC10-10	10	19	52	16.5	M8
DC12-04	4	22	60	19	M10
DC12-06	6	22	60	19	M10
DC12-08	8	22	60	19	M10
DC12-10	10	22	60	19	M10
DC12-12	12	22	60	19	M10
DC20-03	3	27	70	20.8	M12
DC20-04	4	27	70	20.8	M12
DC20-05	5	27	70	20.8	M12
DC20-06	6	27	70	20.8	M12
DC20-08	8	27	70	20.8	M12
DC20-10	10	27	70	20.8	M12
DC20-12	12	27	70	20.8	M12
DC20-16	16	27	70	20.8	M12
DC20-20	20	27	70	20.8	M12

ZY-30016 磨刀机夹头 SHARPENER COLLET

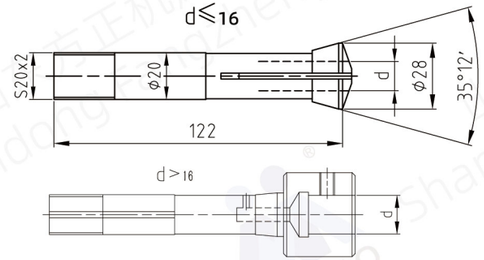

型号 Model	d (mm)	
	(inch)	(mm)
M	1/8 ~ 1-1/8	3~28

特点：

◎材质：65Mn 热处理后具有坚韧的硬度与韧性，更好的耐磨性
◎硬度：HRC44-48
◎夹紧力大，精度高
◎万能磨刀机专用夹头

Features:

◎Material: 65Mn. After heat treatment, it has tough hardness and toughness and better wear resistance
◎Hardness: HRC44-48
◎Large clamping force and high precision
◎Special chuck for universal knife sharpening machine

ZY-30017 锥度夹头 TAPER COLLET

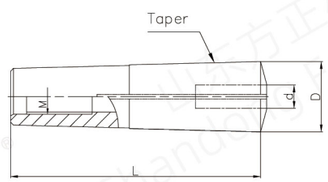

型号 Model	锥度 (Taper)	d (mm)		D (mm)	L (mm)	M (mm)
		(inch)	(mm)			
JMT1	MT1	1/16 ~ 5/16	2~8	12.2	57	M6
JMT2	MT2	1/8 ~ 1/2	2~12	18	68	M10
JMT3	MT3	1/8 ~ 3/4	3~20	24.1	86	M12
JMT4	MT4	1/8 ~ 1	3~25	31.5	108	M16

特点：

◎采用进口高强度材质，淬火、回火后经特殊处理，产品性能稳定，耐磨耐用
◎采用莫氏锥度，方便拆卸
◎与机床连接后可以夹持各种刀具

Features:

◎Using imported high-strength materials and undergoing special treatment after quenching and tempering, the product has stable performance, wear resistance and durability
◎Using Morse taper for easy disassembly
◎A variety of tools can be clamped after being connected to the machine tool

ZY-30018 锥孔自紧式钻夹头 TAPERED HOLE SELF-TIGHTENING DRILL CHUCK COLLET

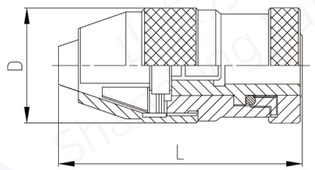

型号Model	夹持范围 (Clamping range)	连接尺寸 (Mount)	D (mm)	L (mm)	精 度 (Runout)		
					P	D	M
J0106	0.5 ~ 6mm	B10	34	72		0.12	0.16
J0206	1/64" ~ 1/4"	JT1					
J0108	0.5 ~ 8mm	B12	42	82			
J0208	1/64" ~ 5/16"	JT2			0.06		
J0110	1 ~ 10mm	B12					
J0210	1/32" ~ 3/8"	JT2	44	88			
J0210A	1/32" ~ 3/8"	JT33					
J0113	1 ~ 13mm	B16		97			
J0113A	1 ~ 13mm	B16	49	100			
J0213	1/32" ~ 1/2"	JT33					
J0213A	1/32" ~ 1/2"	JT6					
J0116A	3 ~ 16mm	B16	54	110	0.07	0.14	0.20
J0116	3 ~ 16mm	B18					
J0216	1/8" ~ 5/8"	JT6					
J0216A	1/8" ~ 5/8"	JT3					
J0120	5 ~ 20mm	B22	60	125	0.25	0.18	
J0220	3/16" ~ 3/4"	JT3					

特点：

◎D、M级适用于车床、铣床、镗床、钻床等机床上使用
◎P级适用于加工中心、数控机床等高精度机床使用

Features:

◎D and M levels are suitable for use on lathes, milling machines, boring machines, drilling machines and other machine tools
◎P level is suitable for high-precision machine tools such as machining centers and CNC machine tools

ZY-30019 螺纹孔自紧式钻夹头 SELF-TIGHTENING DRILL CHUCK WITH THREADED HOLE

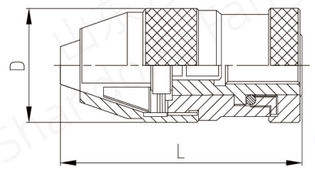

型号 Model	夹持范围 (Capacity)	连接尺寸 (Mount)	D (mm)	L (mm)	精 度 (Run out)
J0306	0.5~6mm	M10x1	34	64	0.2
J0306A	1/64″ ~1/4″	3/8″ ~24UNF			
J0308	0.5~8mm	M10x1	40	80	
J0308A	1/64″ ~5/16″	3/8″ ~24UNF			
J0308B	0.5~8mm	M12x1.25			
J0308C	1/64″ ~5/16″	1/2″ ~20UNF			
J0310	1~10mm	M10x1	42	86	
J0310A	1/32″ ~3/8″	3/8″ ~24UNF			
J0310B	1~10mm	M12x1.25			
J0310C	1/32″ ~3/8″	1/2″ ~20UNF			
J0313	1~13mm	M10x1	44	97	
J0313A	1/32″ ~1/2″	3/8″ ~24UNF			
J0313B	1~13mm	M12x1.25			
J0313C	1/32″ ~1/2″	1/2″ ~20UNF			
J0316	3~16mm	M12x1.25	48	107	0.24
J0316A	1/8″ ~5/8″	1/2″ ~20UNF			
J0316B	3~16mm	M16x1.5			
J0316C	1/8″ ~5/8″	5/8″ ~16UNF	48		

特点:

◎适用于车床、铣床、钻床、电动工具及木工机械等机床上使用

Features:

◎Suitable for use on lathes, milling machines, drilling machines, power tools and woodworking machinery, etc

ZY-30020 扳手钻夹头 KEY TYPE DRIILL CHUCK COLLET

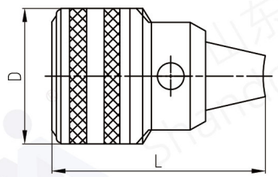

型号 Model	夹持范围 (Capacity)		连接尺寸 (Mount)	D (mm)	L (mm)
	公制 (mm)	英制 (inch)			
J2110	1~10	1/32″ ~3/8″	B12	42.5	70
J2113	1~13	1/32″ ~1/2″	B16	53	86
J2513	1.5~13	1/16″ ~1/2″	B16	44	78
J2516	3~16	1/8″ ~5/8″	B16	53	86
J2516A	3~16	1/8″ ~5/8″	B18	53	86
J2116	1~16	1/32″ ~5/8″	B18	57	98
J2116A	1~16	1/32″ ~5/8″	B16	57	93
J2120	5~20	3/16″ ~3/4″	B22	65	110
J2210	1~10	1/32″ ~3/8″	JT2	42.5	70
J2213	1~13	1/32″ ~1/2″	JT6	53	86
J2213A	1~13	1/32″ ~1/2″	JT33	53	86
J2613	1.5~13	1/16″ ~1/2″	JT33	44	78
J2616	3~16	1/8″ ~5/8″	JT3	53	86
J2616A	3~16	1/8″ ~5/8″	JT6	53	86
J2616B	3~16	1/8″ ~5/8″	JT33	53	93
J2216	1~16	1/32″ ~5/8″	JT3	57	98
J2220	5~20	3/16″ ~3/4″	JT3	65	110

特点:

◎适合中、重型钻削
◎应用于铣床、车床、钻床、木工机械等
◎能够承受高速切削

Features:

◎Suitable for medium and heavy drilling
◎Apply to milling machines, lathes, drilling machines, woodworking machinery, etc
◎Able to withstand high-speed cutting

扫码观看视频
Scan the code to watch videos

ZY-30021 过载保护扭力攻丝夹头(GT) OVERLOAD PROTE CTION TAP COLLET-GT SYSTEM(GT)

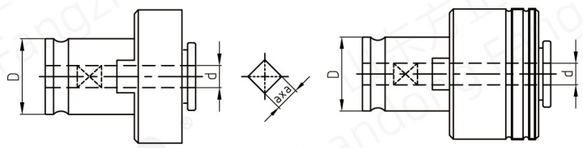

型号 Model	夹持尺寸 (Capacity)	dxa (mm)	D (mm)
ISO-GT12-M2-2.5x2	M2	2.5x2	19
ISO-GT12-M3-3.15X2.5	M3	3.15X2.5	19
ISO-GT12-M4-4X3.15	M4	4X3.15	19
ISO-GT12-M5-5X4	M5	5X4	19
ISO-GT12-M6-6.3X5	M6	6.3X5	19
ISO-GT12-M8-6.3X5	M8	6.3X5	19
ISO-GT12-M10-8X6.3	M10	8X6.3	19
ISO-GT12-M12-9X7.1	M12	9X7.1	19
ISO-GT24-M5-5X4	M5	5X4	30
ISO-GT24-M6-6.3X5	M6	6.3X5	30
ISO-GT24-M8-6.3X5	M8	6.3X5	30
ISO-GT24-M10-8X6.3	M10	8X6.3	30
ISO-GT24-M12-9X7.1	M12	9X7.1	30
ISO-GT24-M14-11.2X9	M14	11.2X9	30
ISO-GT24-M16-12.5X10	M16	12.5X10	30
ISO-GT24-M18-14X11.2	M18	14X11.2	30
ISO-GT24-M20-14X11.2	M20	14X11.2	30
ISO-GT24-M22-16X12.5	M22	16X12.5	30
ISO-GT24-M24-18X14	M24	18X14	30
ISO-GT42-M14-11.2X9	M14	11.2X9	48
ISO-GT42-M16-12.5X10	M16	12.5X10	48
ISO-GT42-M18-14X11.2	M18	14X11.2	48
ISO-GT42-M20-14X11.2	M20	14X11.2	48
ISO-GT42-M22-16X12.5	M22	16X12.5	48
ISO-GT42-M24-18X14	M24	18X14	48

型号 Model	加持尺寸 (Capacity)	dxa (mm)	D (mm)
DIN371 GT12-M1-2.5x2.1	M1	2.5x2.1	19
DIN371 GT12-M2-2.8x2.1	M2	2.8x2.1	19
DIN371 GT12-M3-3.5x2.7	M3	3.5x2.7	19
DIN371 GT12-M4-4.5x3.4	M4	4.5x3.4	19
DIN371 GT12-M5-6x4.9	M5	6x4.9	19
DIN371 GT12-M6-6x4.9	M6	6x4.9	19
DIN371 GT12-M8-8x6.2	M8	8x6.2	19
DIN371 GT12-M10-10x8	M10	10x8	19

扫码观看视频
Scan the code to watch videos

ZY-30021 过载保护扭力攻丝夹头(GT) OVERLOAD PROTE CTION TAP COLLET-GT SYSTEM(GT)

型号 Model	加持尺寸 (Capacity)	dxa (mm)	D (mm)
DIN376 GT12-M4-2.8x2.1	M4	2.8x2.1	19
DIN376 GT12-M5-3.5x2.7	M5	3.5x2.7	19
DIN376 GT12-M6-4.5x3.4	M6	4.5x3.4	19
DIN376 GT12-M7-5.5x4.3	M7	5.5x4.3	19
DIN376 GT24-M8-6x4.9	M8	6x4.9	30
DIN376 GT24-M10-7x5.5	M10	7x5.5	30
DIN376 GT24-M12-9x7	M12	9x7	30
DIN376 GT24-M14-11x9	M14	11x9	30
DIN376 GT24-M16-12x9	M16	12x9	30
DIN376 GT24-M18-14x11	M18	14x11	30
DIN376 GT24-M20-16x12	M20	16x12	30
DIN376 GT24-M22-18x14.5	M22	18x14.5	30
DIN376 GT24-M24-18x14.5	M24	18x14.5	30
DIN376 GT24-M27-20x16	M27	20x16	30
DIN376 GT42-M14-11x9	M14	11x9	48
DIN376 GT42-M16-12x9	M16	12x9	48
DIN376 GT42-M18-14x11	M18	14x11	48
DIN376 GT42-M20-16x12	M20	16x12	48
DIN376 GT42-M22-18x14.5	M22	18x14.5	48
DIN376 GT42-M24-18x14.5	M24	18x14.5	48
DIN376 GT42-M27-20x16	M27	20x16	48
DIN376 GT42-M30-22x18	M30	22x18	48
DIN376 GT42-M33-25x20	M33	25x20	48
DIN376 GT42-M36-28x22	M36	28x22	48

型号 Model	加持尺寸 (Capacity)	加持丝锥 (英制) (Capacity inch)	dxa (mm)	D (mm)
JIS-GT12-M3-4X3.2	M3	1/8	4X3.2	19
JIS-GT12-M4-5X4	M4	5/32	5X4	19
JIS-GT12-M5-5.5X4.5	M5	3/16	5.5X4.5	19
JIS-GT12-M6-6X4.5	M6	1/4	6X4.5	19
JIS-GT12-M8-6.2X5	M8	-	6.2X5	19
JIS-GT12-M10-7X5.5	M10	3/8	7X5.5	19
JIS-GT12-M12-8.5X6.5	M12		8.5X6.5	19
JIS-GT24-M5-5.5X4.5	M5	3/16	5.5X4.5	30
JIS-GT24-M6-6X4.5	M6	1/4	6X4.5	30
JIS-GT24-M8-6.2X5	M8	-	6.2X5	30
JIS-GT24-M10-7X5.5	M10	3/8	7X5.5	30
JIS-GT24-M12-8.5X6.5	M12		8.5X6.5	30
JIS-GT24-M14-10.5X8	M14	9/16	10.5X8	30
JIS-GT24-M16-12.5X10	M16		12.5X10	30
JIS-GT24-M18-14X11	M18		14X11	30
JIS-GT24-M20-15X12	M20		15X12	30
JIS-GT24-M22-17X13	M22		17X13	30
JIS-GT24-M24-19X15	M24		19X15	30
JIS-GT48-M14-10.5X8	M14	9/16	10.5X8	48
JIS-GT48-M16-12.5X10	M16		12.5X10	48
JIS-GT48-M18-14X11	M18		14X11	48
JIS-GT48-M20-15X12	M20		15X12	48
JIS-GT48-M22-17X13	M22		17X13	48
JIS-GT48-M24-19X15	M24		19X15	48
JIS-GT48-1″-20X15		1″	20X15	48

扫码观看视频
Scan the code to watch videos

ZY-30021 过载保护扭力攻丝夹头(TC) OVERLOAD PROTE CTION TAP COLLET-GT SYSTEM(TC)

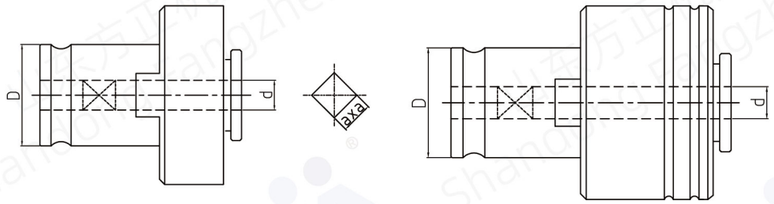

型号 Model	加持尺寸 (Capacity)	dxa (mm)	D (mm)
ISO-TC312-M2-2.5x2	M2	2.5x2	19
ISO-TC312-M3-3.15X2.5	M3	3.15X2.5	19
ISO-TC312-M4-4X3.15	M4	4X3.15	19
ISO-TC312-M5-5X4	M5	5X4	19
ISO-TC312-M6-6.3X5	M6	6.3X5	19
ISO-TC312-M8-6.3X5	M8	6.3X5	19
ISO-TC312-M10-8X6.3	M10	8X6.3	19
ISO-GT12-M12-9X7.1	M12	9X7.1	19
ISO-TC820-M5-5X4	M5	5X4	31
ISO-TC820-M6-6.3X5	M6	6.3X5	31
ISO-TC820-M8-6.3X5	M8	6.3X5	31
ISO-TC820-M10-8X6.3	M10	8X6.3	31
ISO-TC820-M12-9X7.1	M12	9X7.1	31
ISO-TC820-M14-11.2X9	M14	11.2X9	31
ISO-TC820-M16-12.5X10	M16	12.5X10	31
ISO-TC820-M18-14X11.2	M18	14X11.2	31
ISO-TC820-M20-14X11.2	M20	14X11.2	31
ISO-TC820-M22-16X12.5	M22	16X12.5	31
ISO-TC820-M24-18X14	M24	18X14	31
ISO-TC1433-M14-11.2X9	M14	11.2X9	48
ISO-TC1433-M16-12.5X10	M16	12.5X10	48
ISO-TC1433-M18-14X11.2	M18	14X11.2	48
ISO-TC1433-M20-14X11.2	M20	14X11.2	48
ISO-TC1433-M22-16X12.5	M22	16X12.5	48
ISO-TC1433-M24-18X14	M24	18X14	48

型号 Model	加持尺寸 (Capacity)	dxa (mm)	D (mm)
DIN371-TC312-M1-3.5x2.7	M1	2.5x2.1	19
DIN371-TC312-M2-2.8x2.1	M2	2.8x2.1	19
DIN371-TC312-M3-3.5x2.7	M3	3.5x2.7	19
DIN371-TC312-M4-4.5x3.4	M4	4.5x3.4	19
DIN371-TC312-M5-6x4.9	M5	6x4.9	19
DIN371-TC312-M6-6x4.9	M6	6x4.9	19
DIN371-TC312-M8-8x6.2	M8	8x6.2	19
DIN371-TC312-M10-10x8	M10	10x8	19

扫码观看视频
Scan the code to watch videos

ZY-30021 过载保护扭力攻丝夹头(TC) OVERLOAD PROTE CTION TAP COLLET-GT SYSTEM(TC)

型号 Model	加持尺寸 (Capacity)	dxa (mm)	D (mm)
DIN376-TC312-M4-2.8x2.1	M4	2.8x2.1	19
DIN376-TC312-M5-3.5x2.7	M5	3.5x2.7	19
DIN376-TC312-M6-4.5x3.4	M6	4.5x3.4	19
DIN376 GT12-M7-5.5x4.3	M7	5.5x4.3	19
DIN376-TC820-M8-6x4.9	M8	6x4.9	31
DIN376-TC820-M10-7x5.5	M10	7x5.5	31
DIN376-TC820-M12-9x7	M12	9x7	31
DIN376-TC820-M14-11x9	M14	11x9	31
DIN376-TC820-M16-12x9	M16	12x9	31
DIN376-TC820-M18-14x11	M18	14x11	31
DIN376-TC820-M20-16x12	M20	16x12	31
DIN376-TC820-M22-18x14.5	M22	18x14.5	31
DIN376-TC820-M24-18x14.5	M24	18x14.5	31
DIN376-TC820-M27-20x16	M27	20x16	31
DIN376-TC1433-M14-11x9	M14	11x9	48
DIN376-TC1433-M16-12x9	M16	12x9	48
DIN376-TC1433-M18-14x11	M18	14x11	48
DIN376-TC1433-M20-16x12	M20	16x12	48
DIN376-TC1433-M22-18x14.5	M22	18x14.5	48
DIN376-TC1433-M24-18x14.5	M24	18x14.5	48
DIN376-TC1433-M27-20x16	M27	20x16	48
DIN376-TC1433-M30-22x18	M30	22x18	48
DIN376-TC1433-M33-25x20	M33	25x20	48
DIN376-TC1433-M36-28x22	M36	28x22	48

型号Model	加持尺寸 (Capacity)	加持丝锥 (英制) (Capacity inch)	dxa (mm)	D (mm)
JIS-TC312-M3-4X3.2	M3	1/8	4X3.2	19
JIS-TC312-M4-5X4	M4	5/32	5X4	19
JIS-TC312-M5-5.5X4.5	M5	3/16	5.5X4.5	19
JIS-TC312-M6-6X4.5	M6	1/4	6X4.5	19
JIS-TC312-M8-6.2X5	M8	-	6.2X5	19
JIS-TC312-M10-7X5.5	M10	3/8	7X5.5	19
JIS-TC312-M12-8.5X6.5	M12		8.5X6.5	19
JIS-TC820-M5-5.5X4.5	M5	3/16	5.5X4.5	31
JIS-TC820-M6-6X4.5	M6	1/4	6X4.5	31
JIS-TC820-M8-6.2X5	M8	-	6.2X5	31
JIS-TC820-M10-7X5.5	M10	3/8	7X5.5	31
JIS-TC820-M12-8.5X6.5	M12		8.5X6.5	31
JIS-TC820-M14-10.5X8	M14	9/16	10.5X8	31
JIS-TC820-M16-12.5X10	M16		12.5X10	31
JIS-TC820-M18-14X11	M18		14X11	31
JIS-TC820-M20-15X12	M20		15X12	31
JIS-TC820-M22-17X13	M22		17X13	31
JIS-TC820-M24-19X15	M24		19X15	31
JIS-TC1433-M14-10.5X8	M14	9/16	10.5X8	48
JIS-TC1433-M16-12.5X10	M16		12.5X10	48
JIS-TC1433-M18-14X11	M18		14X11	48
JIS-TC1433-M20-15X12	M20		15X12	48
JIS-TC1433-M22-17X13	M22		17X13	48
JIS-TC1433-M24-19X15	M24		19X15	48
JIS-TC1433-1″ -20X15		1″	20X15	48

ZY-30022 过载保护扭力攻丝夹头转换套 OVERLOAD PROTE CTION TAP COLLET CONVERSION SLEEVE

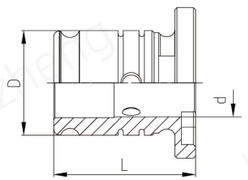

型号 Model	L (mm)	D (mm)	d (mm)
GT24-GT12/TC312	35	30	19
TC820-GT12/TC312	35	31	19
GT42-GT24	55	45	30
GT42-TC820	55	45	31

ZY-30023 MTA车刀转换刀套 MORSE TYPE TURNING TOOL CONVERSION SET FOR LATHES

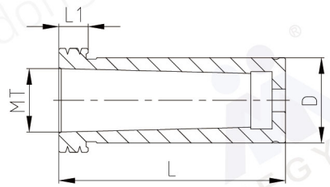

型号Model	D (mm)	L (mm)	L1 (mm)
D25-MT1	25	60	8
D25-MT2		73	10
D25-MT3		92	33
D32-MT1	32	60	8
D32-MT2		73	10
D32-MT3		92	12
D32-MT4		115.5	41.5
D40-MT1	40	60	8
D40-MT2		73	10
D40-MT3		92	12
D40-MT4		115.5	29.5
D50-MT2	50	114	12
D50-MT3		114	12
D50-MT4		114	12

特点:

◎莫式孔导套，可装锥柄刀具、钻头、麻花钻、中心钻、机用铰刀、定点钻等，进行钻孔
◎装夹方便，无需螺丝紧固固定，灵活便捷，中心高更准
◎提高刀杆刚性，延长刀片寿命

Features:

◎Morse hole guide sleeve, which can be installed with taper shank cutter, drill bit, Fried Dough Twists drill, center drill, machine reamer, fixed point drill, etc. for drilling
◎Convenient clamping, no need for screws to secure, flexible and convenient, with a more accurate center height
◎Improve the rigidity of the tool holder and extend the service life of the blade

ZY-30024 车刀转换刀套 TURNING TOOL CONVERSION SET FOR LATHES

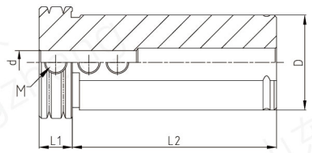

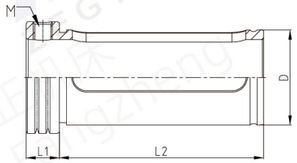

型号 Model	D (mm)	d (mm)	L1 (mm)	L2 (mm)	M
D16	16	4/5/6/7/8/10/12	10	54	M5
D20	20	4/6/8/10/12/14/16	11	54	M5
D25	25	4/5/6/8/10/12/14/16/18/20	11	59	M6
D32	32	6/8/10/12/14/16/18/20/22/25	11	74	M8
D40	40	6/8/10/12/14/16/18/20/22/24/25/30/32	14	86	M8
D50	50	6/8/10/12/14/16/18/20/22/25/30/32/40	15	100	M8

特点:

◎拆装快捷方便,使用刀座增加稳定性，提高进刀速度与切削量
◎可装入内径车刀杆，麻花钻，U钻，延长杆等直柄刀具

Features:

◎Quick and convenient disassembly and assembly, using the tool holder to increase stability and improve feed speed and cutting amount
◎Can be installed into inner diameter turning tool holders, twist drills, U drills, extension rods and other straight-shank tools

ZY-30025 出水车刀转换刀套 TURNING TOOL CONVERSION SET FOR LATHES WITH COOLING HOLE

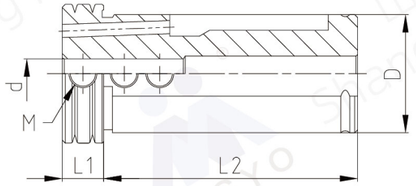

型号 Model	D (mm)	d (mm)	L1 (mm)	L2 (mm)	M
D16	16	4/5/6/7/8	10	54	M5
D20	20	4/6/8/10	11	54	M5
D25	25	4/5/6/8/10/12	11	59	M6
D32	32	6/8/10/12/14/16	11	74	M8
D40	40	6/8/10/12/14/16/18/20/22	14	86	M8
D50	50	6/8/10/12/14/16/18/20/22/25/30	15	100	M8

ZY-40001 ER压帽 ER NUT

ZY-40001-1 ERM系列 ERM SERIES

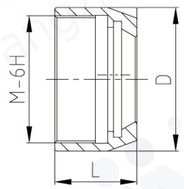

型号 Model	型式 (Type)	D (mm)	L (mm)	M
ER8-M	M	12	12	M10×0.75
ER11-M	M	16	12	M13×0.75
ER16-M	M	22	18	M19×1
ER20-M	M	28	19	M24×1
ER25-M	M	35	20	M30×1

ZY-40001-2 ERA系列 ERA SERIES

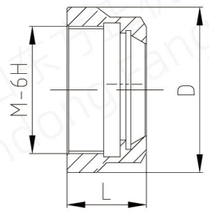

型号 Model	型式 (Type)	D (mm)	L (mm)	M
ER11-A	A	19	12	M14×0.75
ER16-A	A	28	19	M22×1.5
ER20-A	A	34	21	M25×1.5

ZY-40001-3 ERUM系列 ERUM SERIES

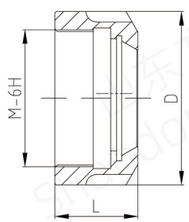

型号 Model	型式 (Type)	D (mm)	L (mm)	M
ER25-UM	UM	42	22	M32×1.5
ER32-UM	UM	50	24	M40×1.5
ER40-UM	UM	63	27	M50×1.5
ER50-UM	UM	78	36	M64×2

ZY-40001-4 ERG系列 ERG SERIES

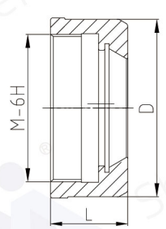

型号 Model	型式 (Type)	D (mm)	L (mm)	M
ER16-G	G	27	19	M22X1.5
ER20-G	G	35	21	M25X1.5
ER25-G	G	40	22	M32X1.5
ER32-G	G	48	24	M40X1.5
ER40-G	G	62	27	M50×1.5

ZY-40002 SK压帽 SK NUT

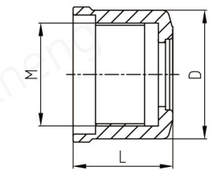

Fig1

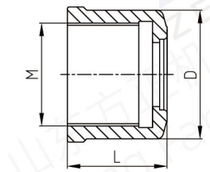

Fig2

型号 Model	L (mm)		D (mm)	M
	Fig1	Fig2		
SK6	15	21	19	M15.5X1
SK10	17	24	27	M21.5X1
SK16	24.5	31	40	M32X1.5
SK20	27	35	48	M40X1.5
SK25	30	37	55	M45X1.5

ZY-40003 EOC(OZ)压帽 EOC(OZ) NUT

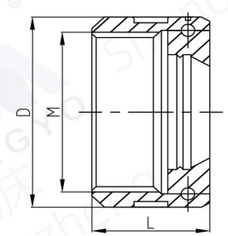

型号 Model	D (mm)	L (mm)	M
EOC/OZ8	26	19	M20x1.5
EOC/OZ10	30	19	M22x1.5
EOC/OZ12	35	20	M27x1.5
EOC/OZ16	43	24	M33 x1.5
EOC/OZ20	50	28	M42x2
EOC/OZ25	60	30	M48x2
EOC/OZ32	72	33.5	M60x2.5
EOC/OZ40	85	37	M68x2.5

ZY-40004 扳手 SPANNER

ZY-40004-1 ERA系列 ERA SERIES

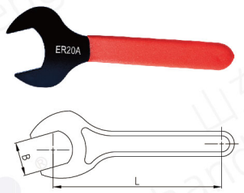

型号 Model	B (mm)	L (mm)	适用压帽 (Adapt Nut)
ER11-A	17	110	ER11-A
ER16-A	25	120	ER16-A
ER20-A	30	130	ER20-A

ZY-40004-2 ERM系列 ERM SERIES

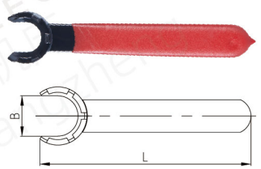

型号 Model	B (mm)	L (mm)	适用压帽 (Adapt Nut)
ER8-M	7.5	70	ER8-M
ER11-M	11	90	ER11-M
ER16-M	15	110	ER16-M
ER20-M	19.5	120	ER20-M
ER25-M	25	130	ER25-M

ZY-40004-3 ERUM系列 ERUM SERIES

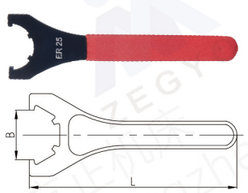

型号 Model	B (mm)	L (mm)	适用压帽 (Adapt Nut)
ER25-UM	37	210	ER25-UM
ER32-UM	45	250	ER32-UM
ER40-UM	58	290	ER40-UM
ER50-UM	72	350	ER50-UM

ZY-40004-4 勾手扳手系列 HOOK HEAD SERIES



型号 Model	L (mm)	适用压帽和刀柄 (Adapt Nut and Toolholder)
38-42	168	ER25-UM EOC16
45-52	190	ER32-UM EOC20
55-63	210	ER40-UM EOC25
68-72	230	EOC32
78-85	240	ER50-UM EOC40
100-110	250	EOC50

ZY-40004-5 滚珠扳手系列 BALL SERIES

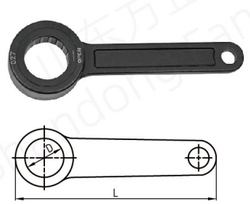

型号 Model	D (mm)	L (mm)
SK06	19	120
SK10	27	130
SK16	40	193
SK20	48	200
SK25	55	210

ZY-40005拉钉系列 PULL STUD(KNOB)

ZY-40005-1

JIS B 6339-3:2011 JD/JF型(MAS403-1982) BT刀柄用拉钉
JIS B 6339-3:2011 JD/JF TYPE (MAS403-1982) BT SERIES PULL STUD

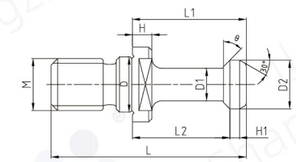

型号 Model	D (mm)	D1 (mm)	D2 (mm)	L (mm)	L1 (mm)	L2 (mm)	H (mm)	H1 (mm)	M	θ
BT30-θ	12.5	7	11	43	23	18	5	2.5	M12	45° /60°/ 90°
BT40-θ	17	10	15	60	35	28	6	3	M16	45° /60°/90°
BT45-θ	21	14	19	70	40	31	8	4	M20	45°/60°/90°
BT50-θ	25	17	23	85	45	35	10	5	M24	45°/ 60° /90°

订货时需指定θ具体度数例如：BT40-45°
When ordering, please specify the specific degree of θ, for example: BT40-45°

ZY-40005-2

JIS B 6339-3:2011 JJ型(JIS B6339-1986) BT刀柄用拉钉
JIS B 6339-3:2011 JJ TYPE BT SERIES PULL STUD

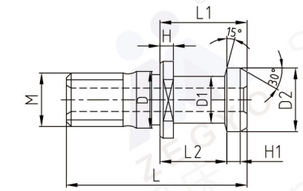

型号Model	D (mm)	D1 (mm)	D2 (mm)	L (mm)	L1 (mm)	L2 (mm)	H (mm)	H1 (mm)	M
JISB6339 30	12.5	8	12	43	23.4	18.4	5	3	M12
JISB6339 35	12.5	11	15	44	24	19	5	3	M12
JISB6339 40	17	14	19	54	29	23	7	3	M16
JISB6339 45	21	17	23	60	30	23	7	4	M20
JISB6339 50	25	21	28	74	34	25	7	5	M24
JISB6339 55	31	27	36	98	48	36	11	7	M30

ZY-40005-3

ISO7388-3:2016 AD/AF型(DIN69872-1988) DIN刀柄用拉钉
ISO7388-3:2016 AD/AF TYPE(DIN69872-1988) DIN SERIES PULL STUD

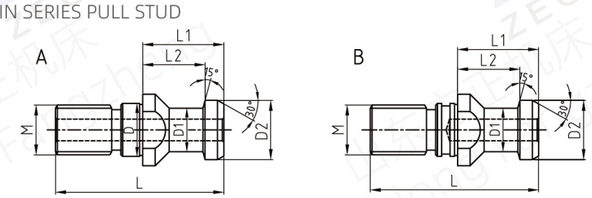

型号Model	D (mm)	D1 (mm)	D2 (mm)	L (mm)	L1 (mm)	L2 (mm)	M
DIN69872 30A	13	9	13	44	24	19	M12
DIN69872 40A	17	14	19	54	26	20	M16
DIN69872 45A	21	17	23	65	30	23	M20
DIN69872 50A	25	21	28	74	34	25	M24

ZY-40005拉钉系列 PULL STUD(KNOB)

ZY-40005-4

ASME B5.50-2009 CAT刀柄用拉钉 CAT PULL STUD

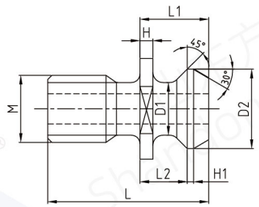

型号Model	D1 (mm)	D2 (mm)	L (mm)	L1 (mm)	L2 (mm)	H (mm)	H1 (mm)	M
CAT30	9.78	13.21	27.94	11.68	8.13	2.54	1.01	1/2″ -13
CAT40	12.45	18.8	38.1	16.26	11.18	3.05	1.52	5/8″ -11
CAT45	15.37	23.88	45.72	20.83	14.73	4.06	2.03	3/4″ -10
CAT50	20.83	28.96	58.42	25.4	17.78	5.08	2.54	1″ -8

ZY-40005-5

ISO 7388/2-1984A 7:24 A型刀柄用拉钉 PULL STUD FOR 7:24 TYPE A

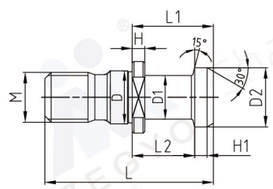

型号Model	D (mm)	D1 (mm)	D2 (mm)	L (mm)	L1 (mm)	L2 (mm)	H (mm)	H1 (mm)	M
ISO 30A	13	8	12	44	24	19	4	3	M12
ISO 40A	17	14	19	54	26	20	4	4	M16
ISO 45A	21	17	23	65	30	23	5	5	M20
ISO 50A	25	21	28	74	34	25	6	7	M24

ZY-40005-6

ISO 7388-3:2016 UD/UF型 (ISO 7388/2-1984B) 7:24 B型刀柄用拉钉 PULL STUD FOR 7:24 TYPE B

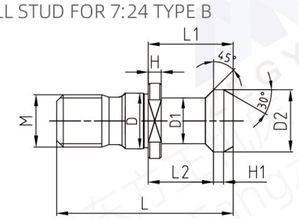

型号Model	D (mm)	D1 (mm)	D2 (mm)	L (mm)	L1 (mm)	L2 (mm)	H (mm)	H1 (mm)	M
ISO 30B	13	9.3	13.3	27	11.8	8.1	2.7	1.2	M12
ISO 40B	17	12.95	18.95	44.5	16.4	11.15	3.25	1.75	M16
ISO 45B	21	16.3	24.05	56	20.95	14.85	4.25	2.25	M20
ISO 50B	25	19.6	29.1	65.5	25.55	17.95	5.25	2.75	M24

ZY-40005拉钉系列 PULL STUD(KNOB)

ZY-40005-7

莫氏变径套专用加长拉钉 DIN/BT PULL STUD EXTEND FOR MORSE TAPER WITH THREAD



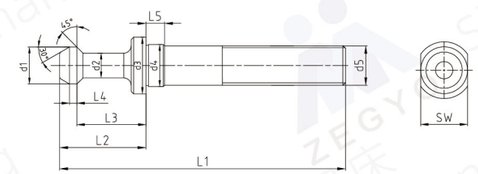

BT系列加长拉钉

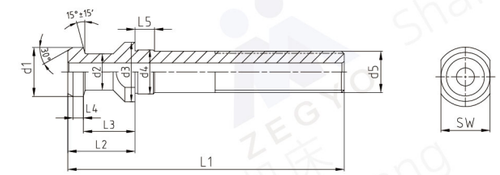

DIN69872加长拉钉

型号 Model	d1 (mm)	d2 (mm)	d3 (mm)	d4 (mm)	d5 (mm)	L1 (mm)	L2 (mm)	L3(mm)	L4 (mm)	L5(mm)	SW (mm)
BT40-45°-M12	15	10	23	17	M12	107	35	28	3	5	19
BT40-45°-M16	15	10	23	17	M16	116	35	28	3	5	19
BT50-45°-M16	23	17	38	25	M16	151	45	35	5	8	30
BT50-45°-M20	23	17	38	25	M20	151	45	35	5	8	30

型号 Model	d1 (mm)	d2 (mm)	d3 (mm)	d4 (mm)	d5 (mm)	L1 (mm)	L2 (mm)	L3 (mm)	L4(mm)	L5(mm)	SW (mm)
DIN40-15°-M12	19	14	23	17	M12	101	26	20	4	7	19
DIN40-15°-M16	19	14	23	17	M16	110	26	20	4	7	19
DIN50-15°-M16	28	21	36	25	M16	140	34	25	7	10	30
DIN50-15°-M20	28	21	36	25	M20	140	34	25	7	10	30

ZY-50001 固定顶尖 DEAD CENTER

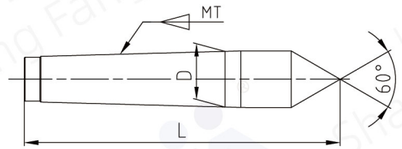

规格 Model	锥柄型号 (Taper shank model)	D (mm)	L (mm)	精度 (Accuracy)
DG1	MT1	12.065	80	0.01mm
DG2	MT2	17.78	100	
DG3	MT3	23.825	125	
DG4	MT4	31.267	160	
DG5	MT5	44.399	200	
DG6	MT6	63.348	270	
DG7	MT7	83.061	360	

特点:

◎采用进口高强度材质，经特殊处理后产品具有高耐磨性
◎属车床选配部件，安装于主轴锥孔或尾座锥孔中，其头部顶住工件
◎用于定中心并承受工件重力和切削力

Features:

◎Made of imported high-strength material, the product has high wear resistance after special treatment
◎Optional parts of lathe, installed in the spindle taper hole or tailstock taper hole, with its head supporting the workpiece
◎Used for centering and bearing the workpiece gravity and cutting force

ZY-50002 半缺顶尖 HALF-NOTCHED CENTER

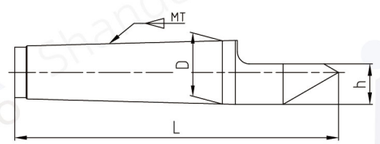

规格 Model	锥柄型号 (Taper shank model)	D (mm)	h (mm)	L (mm)	精度 (Accuracy)
DH1	MT1	12.065	7.6	80	0.01mm
DH2	MT2	17.78	11	100	
DH3	MT3	23.825	15.05	125	
DH4	MT4	31.267	20.8	160	
DH5	MT5	44.399	29.35	200	
DH6	MT6	63.348	41.9	270	
DH7	MT7	83.061	53.78	360	

特点:

◎顶尖缺口方便刀具加工

Features:

◎Top notch facilitates tool processing

ZY-50003 硬质合金半缺顶尖 CARBIDE HALF-NOTCHED CENTER

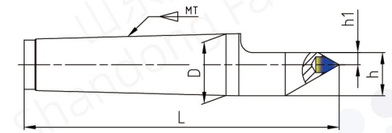

规格 Model	锥柄型号 (Taper shank model)	h1 (mm)	h (mm)	D (mm)	L (mm)	精度 (Accuracy)
DHE1	MT1	1.5	5.5	12.065	80	0.01 mm
DHE2	MT2	2	6	17.78	100	
DHE3	MT3	3	9	23.825	125	
DHE4	MT4	5	12.5	31.267	160	
DHE5	MT5	7	16	44.399	200	
DHE6	MT6	10	22	63.348	270	
DHE7	MT7	12	24	83.061	360	

特点:

◎前端加合金头使其保持永久使用寿命
◎用于定中心并承受工件重力和切削力
◎顶尖缺口方便刀具加工

Features:

◎The front end is added with alloy head to maintain permanent service life
◎Used for centering and bearing the workpiece gravity and cutting force
◎The top notch facilitates tool processing

ZY-50004 硬质合金顶尖 CARBIDE CENTER

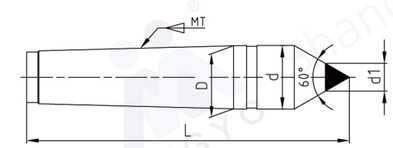

规格 Model	锥柄型号 (Taper shank model)	D (mm)	L (mm)	d (mm)	d1 (mm)	精度 (Accuracy)
DE2	MT2	17.78	100	18	8	0.01 mm
DE3	MT3	23.825	125	24.1	12	
DE4	MT4	31.267	160	31.6	15	
DE5	MT5	44.399	200	44.7	18	
DE6	MT6	63.348	270	63.8	24	
DE7	MT7	83.061	360	83.555	24	

特点:

◎前端加合金头使其保持永久使用寿命
◎属机加工中的部件，安装于主轴锥孔或尾座锥孔中，头部顶住工件
◎用于定中心并承受工件重力和切削力

Features:

◎The front end is added with alloy head to maintain permanent service life
◎It is a part in machining, installed in the spindle taper hole or tailstock taper hole, and its head supports the workpiece
◎Used for centering and bearing the workpiece gravity and cutting force

ZY-50005 M11型精密回转顶尖 M11 SERIES PRECISION LIVE CENTER

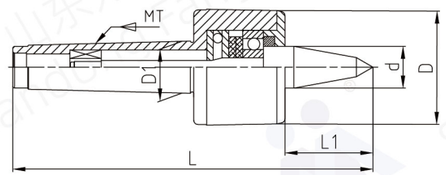

规格 Model	锥柄型号 (Taper shank model)	L (mm)	L1 (mm)	D (mm)	D1 (mm)	d (mm)	最大载荷(kg)	极限转速(rpm)	精度(mm) (Accuracy)
M11/101	MT1	124	27	36	12.065	15	80	7000	0.01
M11/102	MT2	139	34	45	17.78	20	140	7000	0.005
M11/106	MT3	176.5	47	60	23.825	25	400	5000	0.005
M11/108	MT4	217	53	70	31.267	32	500	3800	0.005
M11/110	MT5	273	65	90	44.399	40	1200	3000	0.005
M11/114	MT6	354.5	78	105	63.348	50	2500	2600	0.01

ZY-50006 精密轻型回转顶尖 PRECISION LIGHT-DUTY LIVE CENTER

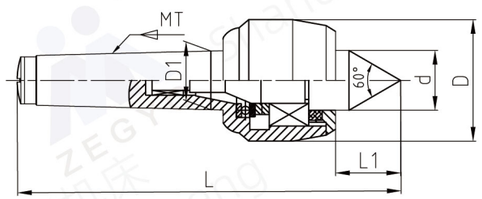

规格 Model	锥柄型号 (Taper shank model)	L (mm)	L1 (mm)	D (mm)	D1 (mm)	d (mm)	径向载荷(kg)	极限转速(rpm)	精度(mm) (Accuracy)
DM311	MT1	115	20.3	34	12.065	18	320	5000	0.005
DM312	MT2	129.6	28.6	45	17.78	25	400	5000	0.006
DM313	MT3	160.2	32	52	23.825	28	800	4500	0.006
DM314	MT4	191.7	36.5	60	31.267	32	1250	3500	0.006
DM315	MT5	244.5	50.8	80	44.399	45	1500	3000	0.006
DM316	MT6	350	74.8	130	63.348	75	1800	2500	0.006
DM317	MT7	423.5	74.8	130	83.061	75	2200	2000	0.006

ZY-50007 中型回转顶尖 PRECISION MEDIUM-DUTY LIVE CENTER

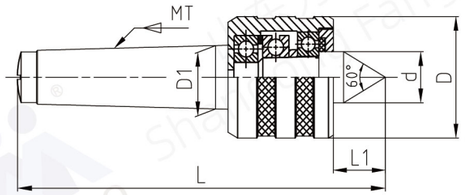

规格 Model	锥柄型号 (Taper shank model)	L (mm)	L1 (mm)	D (mm)	D1 (mm)	d (mm)	径向载荷(N)	极限转速(rpm)	精度(mm) (Accuracy)
D411	MT1	115	20	34	12.065	18	900	5000	0.01
D412	MT2	145	26	45	17.78	25	1500	5000	0.01
D413	MT3	170	30	52	23.825	28	2000	4200	0.01
D414	MT4	205.7	34.7	60	31.267	32	3200	3200	0.01
D415	MT5	254	45	77	44.399	45	6300	2400	0.015
D416	MT6	362	68.5	125	63.348	75	10000	1600	0.015
D411L	MT1	125	30	34	12.065	18	900	5000	0.01
D412L	MT2	155	36	45	17.780	25	1500	5000	0.01
D413L	MT3	183	43	52	23.825	28	2000	4200	0.01
D414L	MT4	222	51	60	31.267	32	3200	3200	0.01
D415L	MT5	272	63	77	44.399	45	6300	2400	0.015
D416L	MT6	382	88.5	125	63.348	75	10000	1600	0.015

ZY-50008 硬质合金中型回转顶尖 CARBIDE MEDIUM-DUTY LIVE CENTER

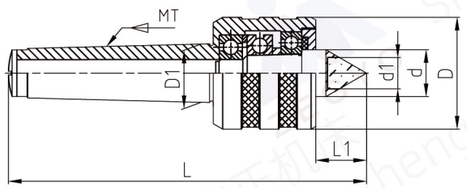

规格 Model	锥柄型号 (Taper shank model)	L (mm)	L1 (mm)	D (mm)	D1 (mm)	d (mm)	d1 (mm)	最大载荷 (kg)	极限转速 (rpm)	精度(mm) (Accuracy)
D412A	MT2	145	26	45	17.78	25	12	1500	5000	0.01
D413A	MT3	170	30	52	23.825	28	15	2000	4200	0.01
D414A	MT4	205.7	34.7	60	31.267	32	18	3200	3200	0.01
D415A	MT5	254	45	77	44.399	45	24	6300	2000	0.015
D416A	MT6	362	68.5	125	63.348	75	40	10000	1600	0.015

ZY-50009 中型回转顶尖（加长型） CARBIDE MEDIUM-DUTY LIVE CENTER(EXTEND)

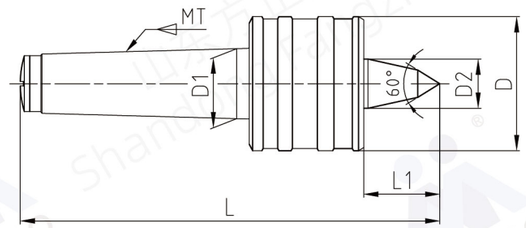

规格 Model	锥柄型号 (Taper shank model)	L (mm)	L1 (mm)	D (mm)	D1 (mm)	D2 (mm)
D412B	MT2	141	28.5	40	17.78	18
D413B	MT3	168	36.5	45	23.825	22
D414B	MT4	190	36.5	45	31.267	22
D415B	MT5	267.5	62	78	44.399	40
D416B	MT6	346.5	75	102	63.348	50

ZY-50010 精密重型回转顶尖 PRECISION HEAVE-DUTY LIVE CENTER

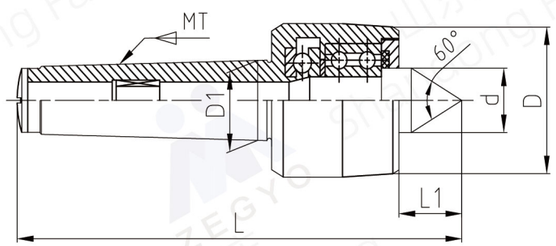

规格 Model	锥柄型号 (Taper shank model)	L (mm)	L1 (mm)	D (mm)	D1 (mm)	d (mm)	径向载荷(N)	极限转速(rpm)	精度(mm) (Accuracy)
DM511	MT1	109.6	18.5	38	12.065	16	1400	3600	0.008
DM512	MT2	128.5	24	48	17.780	22	3500	3400	0.01
DM513	MT3	156	28.5	58	23.825	25	5500	3200	0.01
DM514	MT4	192.5	31.5	68	31.267	28	8000	3000	0.01
DM515	MT5	245	45	90	44.399	41	10000	2500	0.012
DM516	MT6	342.5	64	130	63.348	63	15000	1500	0.015

ZY-50011伞形顶尖 BULL NOSE LIVE CENTER

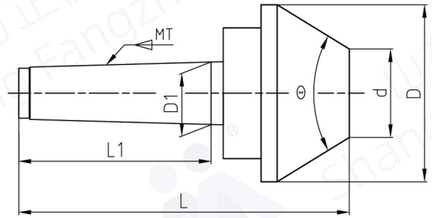

规格 Model	锥柄型号 (Taper shank model)	L (mm)	L1 (mm)	D (mm)	D1 (mm)	d (mm)	θ
DS2X60(60°)	MT2	132	64	60	17.78	20	60°
DS2X61.9(70°)	MT2	135	64	61.9	17.78	12.7	70°
DS3X76.2(70°)	MT3	152	81	76.2	23.825	19	70°
DS3X100(60°)	MT3	170	81	100	23.825	30	60°
DS3X100(75°)	MT3	164	81	100	23.825	32	75°
DS4X160(60°)	MT4	232	102.5	160	31.267	40	60°
DS4X160(75°)	MT4	225	102.5	160	31.267	35	75°
DS5X200(75°)	MT5	252	129.5	200	44.399	40	75°
DS5X250(75°)	MT5	281	129.5	250	44.399	57	75°
DS6X200(75°)	MT6	320	182	200	63.348	40	75°
DS6X250(75°)	MT6	355	182	250	63.348	57	75°

ZY-50012 604H型精密回转顶尖 604H PRECISION LIVE CENTER

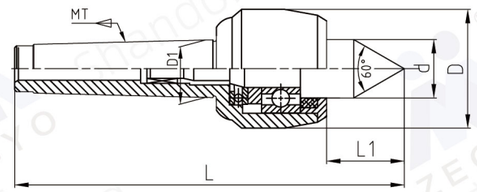

规格 Model	锥柄型号 (Taper shank model)	L (mm)	L1 (mm)	D (mm)	D1 (mm)	d (mm)	最大载荷(kg)	极限转速(rpm)	精度(mm) (Accuracy)
604H/101	MT1	114	17	36	12.065	15	100	7000	0.01
604H/102	MT2	129	24	45	17.78	20	200	7000	0.005
604H/104	MT3	151.5	27.5	50	23.825	22	400	6300	0.005
604H/106	MT3	160.5	31	60	23.825	25	500	5000	0.005
604H/108	MT4	205	41	70	31.267	32	800	3800	0.005
604H/110	MT5	258.5	50.5	90	44.399	40	2000	3000	0.005
604H/114	MT6	334	57.5	105	63.348	50	3500	2600	0.01
604H/116	MT6	378	67	140	63.348	60	4500	1500	0.01
604H/116E	ME80	392	68	140	80	60	7500	1500	0.015

ZY-60001 PB系列平行块 PRECISION PARALLEL BLOCK

PB150:

型号 Model	规格 (LxWxH)	件数 (Pcs)
PB150-1	150x10xH (H:14,16,18,20,22,24,26,28,30,32,35,40,45,50)	14x2
PB150-2	150x8xH (H:14,16,18,20,22,24,26,28,30,32,35,40,45,50)	14x2
PB150-3	80x4xH (H:14,16,18,20,22,24,26,28,30,32,35,40,45,50)	14x2
PB150-4	200x10xH (H:14,16,18,20,22,24,26,28,30,32,35,40,45,50)	14x2

PB151:

型号 Model	规格 (LxWxH)	件数 (Pcs)
PB151-1	100x4xH (H:10,14,18,22,26,30,34,38,42)	9x2
PB151-2	160x4xH (H:10,14,18,22,26,30,34,38,42)	9x2
PB151-3	150X8.5XH (H:14,16,20,24,30,32,36,40,44)	9x2
PB151-4	150x10xH (H:14,16,20,24,30,32,36,40,44)	9x2

PB153:

型号 Model	规格 (LxWxH)	件数 (Pcs)
PB153-1	125x8xH(H:11,16,21,26,31,36) 125x10xH(H:13,18,23,28,33,38) 125x12xH(H:15,20,25,30,35,40) 125x14xH(H:17,22,27,32,37,42)	24x2
PB153-2	150x8xH(H:11,16,21,26,31,36) 150x10xH(H:13,18,23,28,33,38) 150x12xH(H:15,20,25,30,35,40) 150x14xH(H:17,22,27,32,37,42)	24x2

PB154:

型号 Model	规格 (LxWxH)	件数 (Pcs)
PB154-1	150x8xH (H:16,18,20,22,24,26,28,30,32,34,36,38,40, 42,44,46,48,50)	18x2
PB154-2	150x8xH (H:17,19,21,23,25,27,29,31,33,35,37,39,41, 43,45,47,49,51)	18x2

PB155:

型号 Model	规格 (LxWxH)	件数 (Pcs)
PB155-1	120x10xH (H:14,16,18,20,22,24,26,28,30,32,35,40)	12x2
PB155-2	150x10xH (H:14,16,18,20,22,24,26,28,30,32,35,40)	12x2

PB156:

型号 Model	规格 (LxWxH)	件数 (Pcs)
PB156-1	120x8xH(12,17,22,25,28,32,36,38)	8x2
PB156-2	160x8xH(12,17,22,25,28,32,36,38)	8x2
PB156-3	200x8xH(17,22,26,28,32,36,38,42)	8x2

PB161:

型号 Model	规格 (LxWxH)	件数 (Pcs)
PB161	100x5x16,100x6x18,100x8x24, 100x10x30,150x12x36, 150x14x48,150x18x60, 150x22x62,200x31x15	9x2

特点:

◎产品性能稳定，具有高耐磨性，使用方便
◎硬度：HRC55-62
◎精度：0.01mm
◎平行度：0.005mm

Features:

◎The product has stable performance, high wear resistance, and is easy to use
◎Hardness: HRC55-62
◎Accuracy: 0.01mm
◎Parallelism: 0.005mm

ZY-60002 组合压板套装 CLAMPING SET

58件机床夹具每套包括:

◎6支T型槽螺母
◎6支法兰螺母
◎4支连接螺母
◎6块阶梯压板
◎12块阶梯垫铁
◎24根双端螺栓，长度为3”、4”、5”、6”、7”、8”各4根

Each set of 58 machine tool fixtures includes:

◎6 T-slot nuts
◎6 flange nuts
◎4 connecting nut
◎6 step pressure plates
◎12 step washers
◎24 double-ended bolts, 4 each in length of 3”, 4”,5”, 6”,7”,8”

T型螺母尺寸（公制） T-slot Size(mm)	螺栓尺寸（公制） Stud Size(mm)
9.7	M8x1.25
11.7	M10x1.5
13.7	M10x1.5
13.7	M12x1.75
15.7	M12x1.75
15.7	M14x2
17.7	M14x2
17.7	M16x2
19.7	M16x2

T型螺母尺寸（美制） T-slot Size(US)	螺栓尺寸（美制） Stud Size(US)
3/8	5/16-18
7/16	3/8-16
1/2	3/8-16
9/16	3/8-16
9/16	1/2-13
5/8	1/2-13
11/16	1/2-13
11/16	5/8-11
3/4	5/8-11
13/16	5/8-11

ZY-60003 油压软爪 HYDRAULIC SOFT CLAWS

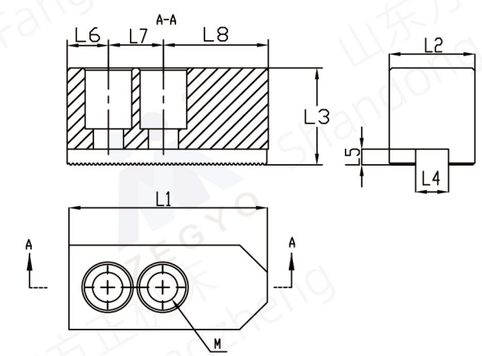

规格 Model	L1 (mm)	L2 (mm)	L3 (mm)	L4 (mm)	L5 (mm)	L6 (mm)	L7 (mm)	L8 (mm)	M	锯齿状节距 (Spration Pitch)
JSR05	54	25	30	10	5	9	14	31	M8	1.5×60°
JSR06	73	31	36	12	5	15	20	31	M10	
JSR08	95	35	37	14	5	25	25	46	M12	
JSR10	110	40	42	16	5	30	30	50	M12	
JSR12	130	50	50	21	5	39	30	61	M14	
JSR12-1	130	50	50	18	5	39	30	61	M16	
JSR15	165	62	62	22	8	37	43	85	M20	
JSR15-1	165	62	62	25.5	5	37	43	85	M20	

ZY-60004 光电式寻边器 ELECTRONIC EDGE FINDER

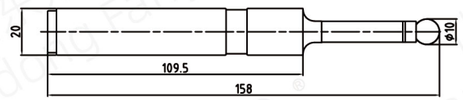

特点:

◎选用优质合金钢制造，淬火后精密磨削
◎接触时发光显示
◎找正准确、迅速，使用方便
◎同轴度0.01mm

Features:

◎Made of high-quality alloy steel and precision ground after quenching
◎Illuminate display upon contact
◎Accurate and fast alignment, easy to use
◎Coaxiality 0.01mm

ZY-60005 机械寻边器 MACHINEAL EDGE FINDER

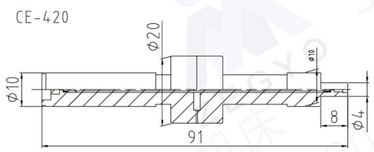

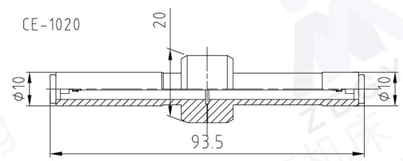

特点:

◎选用优质合金钢制造，淬火后精密磨削
◎用于圆弧面、平面的找正定位
◎找正准确、迅速，使用方便
◎同轴度0.005mm

Features:

◎Made of high-quality alloy steel and precision ground after quenching
◎Used for alignment and positioning of curved surfaces and planes
◎Accurate and fast alignment, easy to use
◎Coaxiality 0.005mm

ZY-60006 清洁棒 CLEANER

型号 Model	机床主轴 (Spindle)
30	30
40	40
50	50

型号 Model	机床主轴 (Spindle)
HSK63	HSK63
HSK100	HSK100

ZY-60007 DIN317 拆卸楔铁 MORSE SHANK PULLER

规格 Model	MT	L (mm)	H (mm)
DIN317/0	MT0	90	12
DIN317/1-2	MT1 MT2	140	20
DIN317/3	MT3	190	25
DIN317/4	MT4	225	30
DIN317/5-6	MT5 MT6	265	35

ZY-60008 DIN318 半自动楔铁 SEMI-AUTOMATIC MORSE SHANK PULLER

规格 Model	MT	总长 (Overall Length)
DIN318/1-3	MT1 MT2 MT3	317
DIN318/4-6	MT4 MT5 MT6	380

ZY-60009 5C夹具 5C FIXTURE

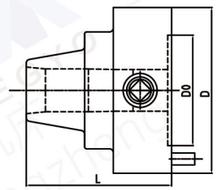

规格 Model		3911-125-5C	
夹持范围（Clamping rang）	圆孔（Round）	1-28mm	3/64″ -1 1/8″
	四方孔（Square）	3-19mm	1/8″ -3/4″
	六方孔（Hex）	3-22mm	1/8″ -7/8″
D（mm）		126	
DO（mm）		95	
L（mm）		107	

特点:

◎与5C夹头配合，可夹持不同直径的刀具或工件
◎精度高，操作方便，夹持牢固
◎可安装与车床，磨床及其它专用设备上

Features:

◎Combined with 5C chuck, it can clamp tools or workpieces of different diameters
◎High precision, easy operation, firm clamping
◎Can be installed on lathes, grinders and other special equipment

ZY-60010 锁刀座 BT/DIN LOCKING DEVICE

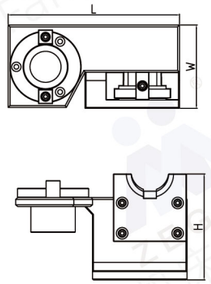

规格 Model	L (mm)	W(mm)	H(mm)	重量 Weight(Kg)
BT30	205	98.5	128	3.7
BT40	205	98.5	128	3.8
BT50	275	150	198	11.4
DIN69871 30	205	98.5	128	3.7
DIN69871 40	205	98.5	128	3.8
DIN69871 50	275	150	198	11.4
CAT40	205	98.5	128	3.8
CAT50	275	150	198	11.4

特点：

◎用于锁刀、拆刀用机床附件
◎操作简单，可以立式、横式两种状态下使用
◎无需调整角度即可使用

Features:

◎Used for locking and disassembling machine tool accessories
◎Easy to operate, can be used in both vertical and horizontal positions
◎Can be used without adjusting the angle

ZY-60011 HSK锁刀座 HSK LOCKING DEVICE

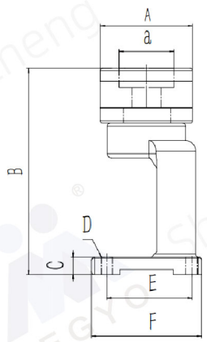

规格 Model	a (mm)	A (mm)	B (mm)	C (mm)	D (mm)	E (mm)	F (mm)
HSK-32	32. 5	78	168	16.2	10.5	81	104
HSK-40	40.5	78	168	16.2	10.5	81	104
HSK-50	50.5	78	168	16.2	10.5	81	104
HSK-63	63.5	82.5	168	16.2	10.5	81	104
HSK-100	100.5	128.2	168	18.4	10.5	99.5	135.8
HG BT30	32	76	168	16.2	10.5	81	104
HG BT40	44	76	168	16.2	10.5	81	104

ZY-60012 K11系列三爪自定心卡盘 K11 THREE-JAW SELF-CENTERING CHUCK

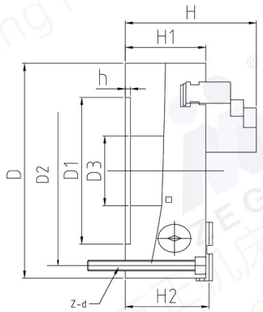

规格 Model	D1 (mm)	D2 (mm)	D3 (mm)	H (mm)	H1 (mm)	H2 (mm)	h (mm)	z-d (mm)	最大输入扭矩 (Nm)	极限转速 (r/min)
80	55	66	16	66	50	-	3.5	3-M6	40	4000
100	72	84	22	74.5	55	–	3.5	3-M8	60	3500
125	95	108	30	84	58	-	4	3-M8	100	3000
130	100	115	30	86	60	-	3.5	3-M8	100	3000
160	130	142	40	95	65	-	5	3-M8	160	2500
160A	130	142	40	109	65	71	5	3-M8	160	2500
200	165	180	65	109	75	-	5	3-M10	250	2000
200C	165	180	65	122	75	78	5	3-M10	250	2000
200A	165	180	65	122	75	80	5	3-M10	250	2000
240	195	215	70	120	80	-	8	3-M12	320	1600
240C	195	215	70	130	80	84	8	3-M12	320	1600
250	206	226	80	120	80	-	5	3-M12	320	1600
250C	206	226	80	130	80	84	5	3-M12	320	1600
250A	206	226	80	136	80	86	5	3-M12	320	1600
315	260	226	100	147	90	-	6	3-M12	400	1200
315A	260	285	100	153	90	95	6	3-M16	400	1200
320	270	285	100	152.5	95	-	11	3-M16	400	1200
320C	270	290	100	153.5	95	101.5	11	3-M16	400	1200
325	272	290	100	153.5	96	-	12	3-M16	400	1200
325C	272	296	100	154.5	96	102.5	12	3-M16	400	1200
325A	272	296	100	169.5	96	105.5	12	3-M16	400	1200
380	325	296	135	155.7	98	-	6	3-M16	500	1000
380C	325	350	135	156.5	98	104.5	6	3-M16	500	1000
380A	325	350	135	171.5	98	107.5	6	3-M16	500	1000
400D	340	350	130	172	100	108	6	3-M16	500	1000
500D	440	368	210	202	115	126	6	3-M16	630	800
500A	440	465	210	202	115	126	6	3-M16	630	800

短圆柱连接形式：

◎K11型卡盘配带整体爪（正爪和反爪各一副）
◎K11A、K11C和K11D、K11E型卡盘卡爪为分离爪形式，可调整为正爪或反爪使用
◎K11A和K11D、K11E型卡盘卡爪符合ISO3442标准
◎K11C型卡盘卡爪为传统结构的分离爪
◎可提供各种形式的软卡爪
◎按用户需求，可提供前穿螺钉安装方式卡盘

Short cylinder connection form:

◎K11 chuck with integral claws (one set of positive claws and one set of negative claws)
◎The K11A, K11C, K11D, and K11E chuck jaws are in the form of separate jaws that can be adjusted for use as positive or negative jaws
◎K11A, K11D, and K11E chuck jaws comply with ISO3442 standard
◎The K11C chuck claw is a traditional separation claw structure
◎Can provide various forms of soft claws
◎According to user needs, we can provide a front screw installation method for the chuck

ZY-60013 K12四爪自定心卡盘 K12 FOUR-JAW SELF-CENTERING CHUCK

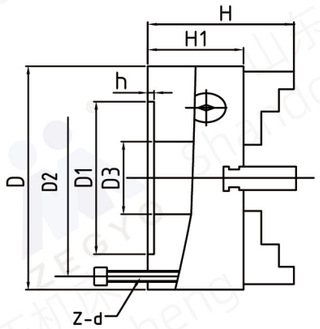

规格 Model	D1(mm)	D2(mm)	D3(mm)	H(mm)	H1(mm)	h(mm)	Z-d(mm)
80	55	66	16	66	50	3.5	4-M6
100	72	84	22	73	53.5	3.5	3-M8
125	95	108	30	84	58	4	3-M8
130	100	115	30	86	60	3.5	3-M8
160	130	142	40	95	65	5	3-M8
160A	130	142	40	109	65	5	3-M8
165	130	145	40	96.5	66.5	4.5	3-M8
190	155	172	55	105	75	5	3-M10
200	165	180	65	109	75	5	3-M10
200C	165	180	65	122	75	5	3-M10
200A	165	180	65	122	75	5	3-M10
240	195	215	70	120	80	8	3-M12
250	206	226	80	120	80	5	3-M12
250C	206	226	80	130	80	5	3-M12
250A	206	226	80	136	80	5	3-M12
325(325C)	272	296	100	153.5(154.5)	96	12	3-M16
325A	272	296	100	169.5	96	12	3-M16
380(380C)	325	350	135	155.5 (156.5)	98	6	3-M16
380A	325	350	135	171.5	98	6	3-M16
500A	440	465	210	202	115	6	6-M16

ZY-60014 直角台肩壳形铣刀盘 RIGHT ANGLE SHOULDER SHELL MILLING CUTTER

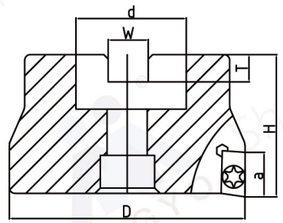

规格 Model	尺寸 (Size)						刀片 (Insert)	螺钉 (Screw)	扳手 (Wrench)
	D (mm)	d (mm)	H (mm)	W (mm)	T (mm)	a (mm)			
BAP300R-40-16-4T	40	16	40	8.4	6.3	9	APMTI135PDER	M2.5*6	T8
BAP300R-50-22-4T	50	22	50	10.4	6.3	9	APMTI135PDER	M2.5*6	T8
BAP300R-63-22-5T	63	22	50	10.4	6.3	9	APMTI135PDER	M2.5*6	T8
BAP400R-50-22-4T	50	22	50	10.4	6.3	14	APMT1604PDER	M4.0*9	T15
BAP400R-50-25.4-4T	50	25.4	50	10	6	14	APMT1604PDER	M4.0*9	T15
BAP400R-63-22-4T	63	22	50	10.4	6.3	14	APMT1604PDER	M4.0*9	T15
BAP400R-63-22-5T	63	22	50	10.4	6.3	14	APMT1604PDER	M4.0*9	T15
BAP400R-63-25.4-4T	63	25.4	50	10	6	14	APMT1604PDER	M4.0*9	T15
BAP400R-80-25.4-4T	80	25.4	50	10	6	14	APMT1604PDER	M4.0*9	T15
BAP400R-80-27-5T反齿	80	27	50	12.4	7	14	APMT1604PDER	M4.0*9	T15
BAP400R-80-27-5T	80	27	50	12.4	7	14	APMT1604PDER	M4.0*9	T15
BAP400R-80-27-6T	80	27	50	12.4	7	14	APMT1604PDER	M4.0*9	T15
BAP400R-80-27-6T	80	27	50	12.4	7	14	APMT1604PDER	M4.0*9	T15
BAP400R-100-32-6T	100	32	50	14.4	8	14	APMT1604PDER	M4.0*9	T15
BAP400R-100-31.75-6T	100	31.75	50	13	8	14	APMT1604PDER	M4.0*9	T15
BAP400R-125-40-6T	125	40	63	16.4	9	14	APMT1604PDER	M4.0*9	T15
BAP400R-125-38.1-7T	125	38.1	63	16.4	10	14	APMT1604PDER	M4.0*9	T15
BAP400R-160-40-8T	160	40	63	16.4	9	14	APMT1604PDER	M4.0*9	T15
BAP400R-200-60-10T	200	60	63	25.7	14	14	APMT1604PDER	M4.0*9	T15
BAP400R-250-60-12T	250	60	63	25.7	14	14	APMT1604PDER	M4.0*9	T15

ZY-60015 壳形铣刀盘 SHELL MILLING CUTTER

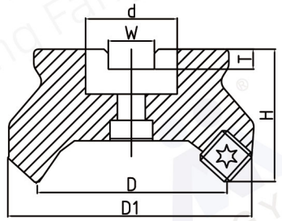

规格 Model	尺寸 (Size) D (mm)	D1 (mm)	d (mm)	H (mm)	W (mm)	T (mm)	刀片 (Insert)	螺钉 (Screw)	扳手 (Wrench)
KM12-50-22-4T	50	64	22	50	10.4	6.3	SEHT1204	M5*11	T20
KM12-50-22-4T反齿	50	64	22	50	10.4	6.3			
KM12-50-25.4-4T	50	64	25.4	50	10	6			
KM12-63-22-4T	63	77	22	50	10.4	6.3			
KM12-63-25.4-4T	63	77	25.4	50	10	6			
KM12-80-27-5T	80	94	27	50	12.4	7			
KM12-80-27-5T反齿	80	94	27	50	12.4	7			
KM12-100-32-5T	100	114	32	50	14.4	8			
KM12-100-31.75-5T	100	114	31.75	50	13	8			
KM12-126-40-6T	125	139	40	63	16.4	9			
KM12-125-38.1-6T	125	139	38.1	63	16.2	10			
KM12-160-40-7T	160	174	40	63	16.4	9			
KM12-160-38.1-7T	160	175	38.1	63	16.2	10			
KM12-200-60-10T	200	214	60	63	25.7	14			
KM12-200-38.1-10T	200	214	38.1	63	16.2	10			
KM12-250-60-12T	250	264	60	63	25.7	14			
KM12-300-60-14T	300	314	60	63	25.7	14			
KM12-315-60-14T	315	329	60	63	25.7	14			

ZY-60016 圆鼻壳形铣刀盘 ROUND NOSE SHELL-SHAPED MILLING CUTTER DISC

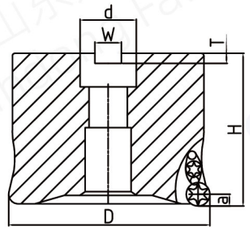

规格 Model	尺寸 (Size) D (mm)	d (mm)	H (mm)	W (mm)	T (mm)	a (mm)	刀片 (Insert)	压板 (Clamp)	螺钉 (Screw)	扳手 (Wrench)
EMR-5R-40-16-4T	40	16	42	8.5	5	5	RPMT1003 MO	A-5R	A40100J A35100F M4*10 M35*10	T15F T15
EMR-5R-40-22-4T	40	22	42	10.4	6.3	5				
EMR-5R-50-22-4T	50	22	50	10.4	6.3	5				
EMR-5R-53-22-4T	63	22	50	10.4	6.3	5				
EMR-5R-63-22-5T	63	22	50	10.4	6.3	5				
EMR-5R-63-25.4-4T	63	25.4	50	10	6	5				
EMR-5R-80-27-5T	80	27	50	12.4	7	5				
EMR-5R-80-27-6T	80	27	50	12.4	7	5				
EMR-5R-80-25.4-6T	80	25.4	50	10	6	5				
EMR-5R-100-32-6T	100	32	50	14.4	7	5				
EMR-5R-100-31.75-6T	100	37.75	63	13	8	5				
EMR-5R-125-40-6T	125	40	63	16.4	9	5				
EMR-5R-160-40-8T	160	40	63	16.4	9	5				
EMR-5R-200-60-10T	200	60	63	25.7	14	5				
EMR-5R-250-60-12T	200	60	63	25.7	14	5				

ZY-60017 HSK内冷管 HSK COOLANT PIPE

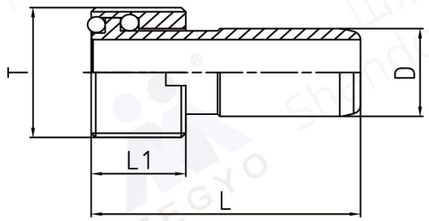

规格 Model	L (mm)	L1 (mm)	D (mm)	T (Thread)
HSK32-CP	26	5.5	6	M10*1.OP
HSK40-CP	29.5	7.5	8	M12*1.OP
HSK50-CP	33	9.5	10	M16*1.0P
HSK63-CP	36.5	11.5	12	M18*1.0P
HSK100-CP	44	15. 5	16	M24*1.5P

ZY-60018 HSK内冷扳手 HSK COOLANT PIPE WRENCH

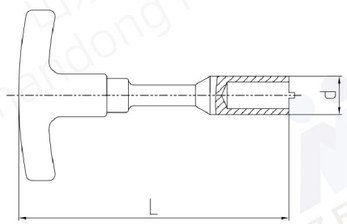

规格 Model	L (mm)	d (mm)
HSK63-CPW	130	16.6
HSK100-CPW	150	22

ZY-60019 混合插入式刀柄附件 ACCESSORY OF COMBI SHELL END MILL ARBORS

拨环 (Drive Ring)	扳手 (Wrench)	适用刀杆直径 (Applicable arbor's dia)
RING-13	WRENCH-13	13mm
RING-16	WRENCH-16	16mm
RING-22	WRENCH-22	22mm
RING-1″ (inch)	WRENCH-1″ (inch)	1″ (inch)
RING-27	WRENCH-27	27mm
RING-32	WRENCH-32	32mm
RING-40	WRENCH-40	40mm
RING-50	WRENCH-50	50mm

混合插入式铣刀杆专用螺钉(Screw for COMBI SHELL END MILL ARBORS)

规格 Model	螺纹规格 (Thread Model)	适用刀杆直径 (Applicable arbor's dia)
SD-M6	M6	13mm
SD-M8	M8	16mm
SD-M10	M10	22mm
SD-M12	M12	27mm
SD-M16	M16	32mm
SD-M20	M20	40mm
SD-M24	M24	50mm
SD-M30	M30	60mm

混合插入式铣刀杆专用驱动键块(Driven Key for COMBI Shell Mill Holders for Assembling Disk Cutters)

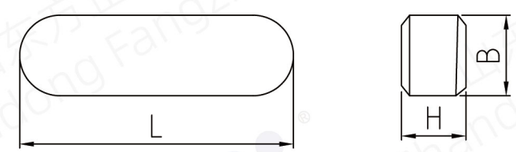

规格 Model	L(mm)	B(mm)	H(mm)
16	20	4	4
22	25	6	6
27	25	7	7
32	28	8	7
40	32	10	8
50	36	12	8

混合插入式铣刀杆三面刃侧铣刀盘专用垫块(Stub spacer rings in accordance with DIN 2084-B standard)

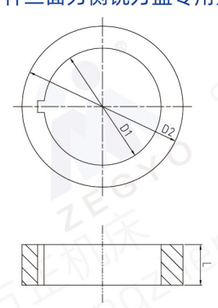

规格(Model)D1(mm)xD2(mm)xL(mm)		
22x34x2	32x47x1	40x55x10
22x34x5	32x47x2	40x55x20
22x34x6	32x47x4	40x55x30
22x34x20	32x47x5	50x69x1
27x41x2	32x47x20	50x69x3
27x41x4	32x47x30	50x69x5
27x41x6	40x55x2	50x69x20
27x41x8	40x55x4	50x69x30
27x41x10	40x55x5	
27x41x20	40x55x6	